

10.24425/acs.2023.145112

*Archives of Control Sciences*  
Volume 33(LIX), 2023  
No. 1, pages 25–53

# Dynamical properties of a modified chaotic Colpitts oscillator with triangular wave non-linearity

Rasappan SURESH, Kumaravel SATHISH KUMAR, Murugesan REGAN,  
K.A. NIRANJAN KUMAR, R. NARMADA DEVI and Ahmed J. OBAID

The purpose of this paper is to introduce a new chaotic oscillator. Although different chaotic systems have been formulated by earlier researchers, only a few chaotic systems exhibit chaotic behaviour. In this work, a new chaotic system with chaotic attractor is introduced for triangular wave non-linearity. It is worth noting that this striking phenomenon rarely occurs in respect of chaotic systems. The system proposed in this paper has been realized with numerical simulation. The results emanating from the numerical simulation indicate the feasibility of the proposed chaotic system. More over, chaos control, stability, diffusion and synchronization of such a system have been dealt with.

**Key words:** chaos, Colpitts oscillator, Lyapunov exponent, diffusion, stability, synchronization, triangular wave non-linearity

## 1. Introduction

The study of chaotic dynamical systems is drawing the attention of the researchers in the recent times. Research on a chaotic system with chaotic attractor is posing several challenges thereby making the study quite interesting.

A non-linear dynamical system exhibiting complex and unpredictable behavior is called chaotic system [1]. The parameter values are varying with range and

---

Copyright © 2023. The Author(s). This is an open-access article distributed under the terms of the Creative Commons Attribution-NonCommercial-NoDerivatives License (CC BY-NC-ND 4.0 <https://creativecommons.org/licenses/by-nc-nd/4.0/>), which permits use, distribution, and reproduction in any medium, provided that the article is properly cited, the use is non-commercial, and no modifications or adaptations are made

R. Suresh (corresponding author, e-mail: [mrpsuresh83@gmail.com](mailto:mrpsuresh83@gmail.com)) is with Mathematics Section, Department of Information Technology, College of Computing and Information Sciences, University of Technology and Applied Sciences, Ibri, Sultanate of Oman.

K. Sathish Kumar (e-mail: [k.sathi89@gmail.com](mailto:k.sathi89@gmail.com)), M. Regan (e-mail: [mreganprof@gmail.com](mailto:mreganprof@gmail.com)), K.A. Niranjan Kumar (e-mail: [maths.niranjan@gmail.com](mailto:maths.niranjan@gmail.com)), and R. Narmada Devi (e-mail: [narmada.devi23@gmail.com](mailto:narmada.devi23@gmail.com)) are with Department of Mathematics, Vel Tech Rangarajan Dr.Sagunthala R&D Institute of Science and Technology, Avadi, Chennai-62, India.

A.J. Obaid (e-mail: [ahmedj.aljanaby@uokufa.edu.iq](mailto:ahmedj.aljanaby@uokufa.edu.iq)) is with Faculty of Computer Science and Mathematics, University of Kufa, Iraq.

Received 16.06.2022.

the sensitivity depends on initial conditions. These are the remarkable properties [2] of chaotic systems. Sometimes, the chaotic systems are deterministic [3,4] and they have long-term unpredictable behavior [5,6].

While chaotic systems are highly sensitive, their sensitivity depends on their initial conditions. The chaotic nature is one of the qualitative [7,8] properties of a dynamical system [9,10].

The controlling of the chaotic systems may be accomplished in three ways such as stabilization [11,12] of unstable periodic motion “contained” in the chaotic set, suppression of chaotic behavior by external forcing like periodic noise, periodic parametric perturbation and algorithm of various automatic control like feedback [13,14], backstepping [15–18], sample feedback, time delay feedback, etc.

There exist two ways for the application of controls in a chaotic system. The first one is the change of attractor of the system. The second one is the change in the point position of the phase space for the system which is a constant value in its parameter.

A continuous, repeated and alternating wave production without any input is an oscillator. Converting power supply to an alternating current signal is one of the primary properties of oscillators. The signal of feedback containing a pair of coils and an inductive divider in the server is called Colpitts oscillator [19,20]. Due to some parametric change and the variation of input, the chaotic nature may occur in Colpitts oscillators.

In this paper, a new chaotic Colpitts oscillator is proposed. It is a modified form of the earlier version of Colpitts oscillators. In section 2, the modified form of Colpitts oscillator [21–23] is presented with the formulation of the mathematical model. In addition, invariant property, equilibrium point and Lyapunov exponents [24–27] are investigated. In section 3, adaptive backstepping technique [28] is explained for the proposed system. In section 4, a non linear feedback system is established. The control strategy of backstepping is employed to analyze the non linear feedback system in section 5. Finally, the numerical simulation [29–32] is upheld for the hypothetical outcomes.

## 2. The mathematical model of chaotic Colpitts oscillator

The depiction of simplified illustrative diagram for modified Colpitts oscillator is undertaken in Figure 1. In addition to Electronic devices, communication systems also have wide usage of the Colpitts oscillator. It is a single-transistor implementation of a sinusoidal oscillator.

The following are the hypotheses for simplifying the extensive simulation of the complete circuit model.

- The base-emitter(B-E) driving point(V-I) characteristic of the  $R_E$  with triangular Wave function is

$$I_E = f(V_{BE}) = I_S \left[ \frac{2a}{\pi} \sin^{-1} \left( \sin \left( \frac{2\pi}{p}(x_3) \right) \right) \right],$$

$$\text{and } I_E = f(V_{BE}) = I_S \left[ \frac{2a}{\pi} \sin^{-1} \left( \sin \left( \frac{2\pi}{p}(x_1) \right) \right) \right],$$

where  $I_S$  is the emitter current (inverse saturation current),  $a$  is amplitude and  $p$  is period of the B-E junction.

- The state space is schematically represented in Figure 1.

$$R_C C_1 \frac{dV_{C_1}}{dt} = V_0 - V_{C_1} - V_{C_2} + R_C I_L - R_C f(V_{BE}),$$

$$R_C C_2 \frac{dV_{C_2}}{dt} = V_0 - V_{C_1} - V_{C_2} - R_C I_0 + R_C I_L,$$

$$C_3 \frac{dV_{C_3}}{dt} = I_L - (1 - \alpha) f(V_{BE}),$$

$$L \frac{dI_L}{dt} = -R_b I_L - V_{C_1} - V_{C_2} - V_{C_3}.$$

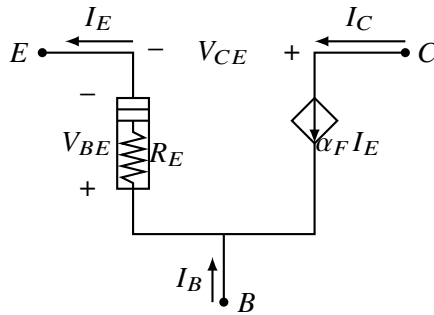


Figure 1: The circuit diagram

The following is the proposed new system with Colpitts oscillator:

$$\begin{aligned} \dot{x}_1 &= \sigma_1(-x_1 - x_2) + x_4 - \gamma \phi_1(x_3), \\ \dot{x}_2 &= \varepsilon_1 \sigma_1(-x_1 - x_2) + \varepsilon_1 x_4, \\ \dot{x}_3 &= \varepsilon_2(x_4 - (1 - \alpha)\gamma \phi_2(x_1)), \\ \dot{x}_4 &= -x_1 - x_2 - x_3 - \sigma_2 x_4, \end{aligned} \quad (1)$$

where  $\phi_1(x_3) = \frac{2a}{\pi} \sin^{-1} \left( \sin \left( \frac{2\pi}{p}(x_3) \right) \right)$ ,  $\phi_2(x_1) = \frac{2a}{\pi} \sin^{-1} \left( \sin \left( \frac{2\pi}{p}(x_1) \right) \right)$ .

In system (1), the state variables are assumed as  $x_1, x_2, x_3$  and  $x_4$  along with six positive parameters,  $\sigma_1, \gamma, \varepsilon_1, \varepsilon_2, \sigma_2$  and  $\alpha$ . The system (1) is an autonomous system to which a triangular wave expression is associated.

With the modification of coordinates provided by the scheme  $(x_1, x_2, x_3, x_4) \mapsto (-x_1, -x_2, -x_3, -x_4)$ , the system (1) is found to be invariant.

The mathematical system of the Colpitts oscillator mathematical system when equated to zero gives the equilibrium points of the system as specified below:

$$\begin{aligned}
 \sigma_1(-x_1 - x_2) + x_4 - \gamma\phi_1(x_3) &= 0, \\
 \varepsilon_1\sigma_1(-x_1 - x_2) + \varepsilon_1x_4 &= 0, \\
 \varepsilon_2(x_4 - (1 - \alpha)\gamma\phi_2(x_3)) &= 0, \\
 -x_1 - x_2 - x_3 - \sigma_2x_4 &= 0.
 \end{aligned} \tag{2}$$

Solving the system (2), it is seen that the new chaotic system (2) has a unique equilibrium at the origin.

The Jacobian matrix of the system (1) at the equilibrium point  $E$  is given by

$$J_E = \begin{bmatrix} -\sigma_1 & -\sigma_1 & -4\gamma a/p & 1 \\ -\varepsilon_1\sigma_1 & -\varepsilon_1\sigma_1 & 0 & \varepsilon_1 \\ -\varepsilon_2(1 - \alpha)4\gamma a/p & 0 & 0 & \varepsilon_2 \\ -1 & -1 & -1 & -\sigma_2 \end{bmatrix}. \tag{3}$$

The corresponding characteristic equation of Colpitts oscillator system (1) with respect to  $E$  is given by the relation

$$\Delta_1\lambda^4 + \Delta_2\lambda^3 + \Delta_3\lambda^2 + \Delta_4\lambda + \Delta_5 = 0 \tag{4}$$

where

$$\Delta_1 = 1,$$

$$\Delta_2 = \varepsilon_1\sigma_1 + \sigma_1 + \sigma_2,$$

$$\Delta_3 = \frac{[16\alpha\varepsilon_2\gamma^2a^2 + \varepsilon_1\sigma_1\sigma_2p^2 + \varepsilon_1p^2 - 16\varepsilon_2\gamma^2a^2 + \varepsilon_2p^2 + \sigma_1\sigma_2p^2 + p^2]}{p^2},$$

$$\Delta_4 = \frac{[16\alpha\varepsilon_1\varepsilon_2\gamma^2\sigma_1a^2 + 16\alpha\varepsilon_2\gamma^2\sigma_2a^2 + 4\alpha\varepsilon_2\gamma ap - 16\varepsilon_1\varepsilon_2\gamma^2\sigma_1a^2 + \varepsilon_1\varepsilon_2\sigma_1p^2 - 16\varepsilon_2\gamma^2\sigma_2a^2 - 8\varepsilon_2\gamma ap + \varepsilon_2\sigma_1p^2]}{p^2},$$

$$\Delta_5 = \frac{[16\alpha\varepsilon_1\varepsilon_2\gamma^2\sigma_1\sigma_2a^2 + 16\alpha\varepsilon_1\varepsilon_2\gamma^2a^2 - 16\varepsilon_1\varepsilon_2\gamma^2\sigma_1\sigma_2a^2 - 16\varepsilon_1\varepsilon_2\gamma^2a^2]}{p^2}.$$

Applying Routh-Hurwitz stability criterion [33] to the characteristic equation, we conclude that the system is unstable for all values of the parameters at the equilibrium position  $E$ .

From the Jacobian matrix (3), among the states  $x_1, x_2, x_3$  and  $x_4$ , if  $x_1$  and  $x_3$  are both positive or negative or of opposite signs, it implies “Hopf bifurcation”. This phenomenon is also known as “Poincaré–Andronov–Hopf bifurcation”. This bifurcation leads a local birth of “chaos” nature in modified Colpitts oscillator (1).

Interestingly, the system (1) is chaotic for the parameters

$$\varepsilon_1 = 1, \quad \varepsilon_2 = 20, \quad \sigma_1 = 1.49,$$

$$\sigma_2 = 0.872, \quad \gamma = 1.475, 32.90, \quad \alpha = \frac{255}{256}.$$

Lyapunov exponents may be considered as one of the keys to differentiate between chaotic, hyperchaotic, stable and periodic nature of the systems.

Table 1 gives the details of the chaotic and hyperchaotic nature of the system. For this calculation, the observation time ( $T$ ) is considered as 500 and the sampling time ( $\Delta t$ ) is taken as 0.5. For various initial conditions, the system (1) exhibits chaotic and hyperchaotic nature.

By applying Wolf algorithm [34], the Lyapunov exponents corresponding to the new chaotic system (1) are obtained as follows:

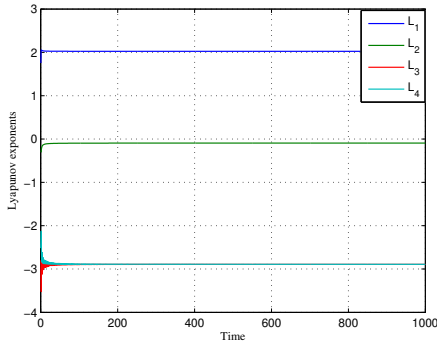
Table 1: LEs of system (1) for observation time ( $T$ ) = 500, sampling time ( $\Delta t$ ) = 0.5,  $\varepsilon_1 = 1, \varepsilon_2 = 20, \sigma_1 = 1.49, \sigma_2 = 0.872, \alpha = \frac{255}{256}, \gamma = 1.475, 32.90, 32.95$  with various sampling and observation times using Wolf algorithm.

Sl. No.	Parameter, $a, p$	Initial condition	LEs	Sign of the LEs	Nature
1	$\gamma = 1.475,$ $a = 1,$ $p = 1$	0.00001, 0.00001, 0.00001, 0.00001	02.024442, -0.093200, -2.892090, -02.891145	[+, $\approx$ 0, -, -]	Chaotic
2	$\gamma = 32.90,$ $a = 1,$ $p = 1$	0.00001, 0.00001, 0.00001, 0.00001	36.698109, -0.630107, +0.005158, +01.187488	[+, -, $\approx$ 0, +]	Hyperbolic
3	$\gamma = 32.90,$ $a = 1,$ $p = 2$	0.00001, 0.00001, 0.00001, 0.00001	18.790350, -0.402598, -6.563959, -15.673989	[+, $\approx$ 0, -, -]	Chaotic
4	$\gamma = 32.95,$ $a = 1,$ $p = 1$	0.00001, 0.00001, 0.00001, 0.00001	36.753129, -0.630701, +0.157932, +01.523079	[+, -, $\approx$ 0, +]	Hyperbolic

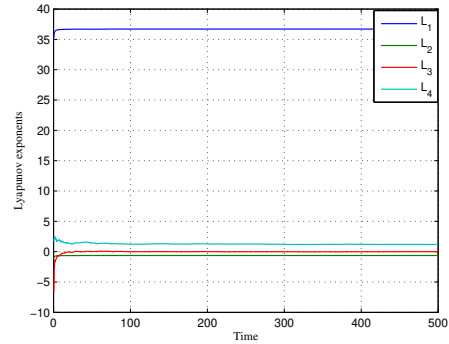
From Table 1, the Lyapunov exponential dimension is calculated. The attractor of the new system is observed to be a strange attractor with fractal dimensions.

Through numerical simulation, the chaotic attractor of the system (1) is obtained as shown in Figure 3.

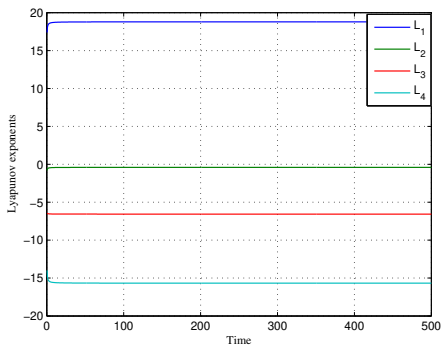
Figure 2 depicts the Lyapunov exponents of the modified Colpitts oscillator and Figure 3 shows the chaotic nature of the modified Colpitts oscillator and Poincaré Map of the modified Colpitts oscillator.



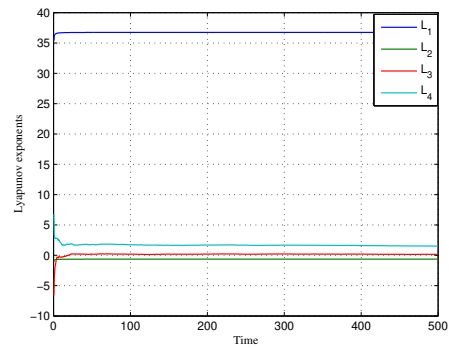
(a) The Lyapunov exponent for Modified Colpitts oscillator with  $\varepsilon_1 = 1$ ,  $\varepsilon_2 = 20$ ,  $\sigma_1 = 1.49$ ,  $\sigma_2 = 0.872$ ,  $\alpha = \frac{255}{256}$ ,  $\gamma = 1.475$ ,  $a = 1$ ,  $p = 1$  with initial condition  $(x_1, x_2, x_3, x_4) = (0.00001, 0.00001, 0.00001, 0.00001)$



(b) The Lyapunov exponent for Modified Colpitts oscillator with  $\varepsilon_1 = 1$ ,  $\varepsilon_2 = 20$ ,  $\sigma_1 = 1.49$ ,  $\sigma_2 = 0.872$ ,  $\alpha = \frac{255}{256}$ ,  $\gamma = 32.9$ ,  $a = 1$ ,  $p = 1$  with initial condition  $(x_1, x_2, x_3, x_4) = (0.00001, 0.00001, 0.00001, 0.00001)$



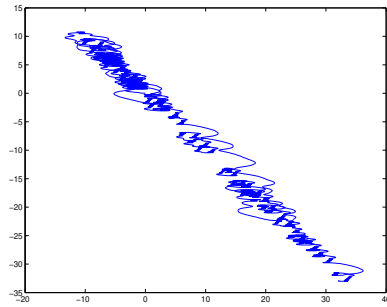
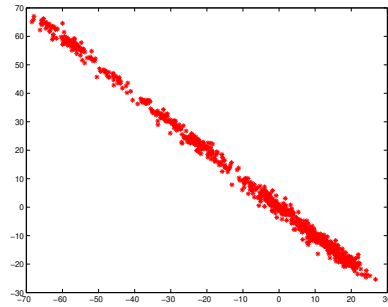
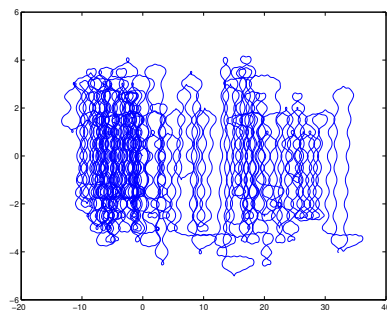
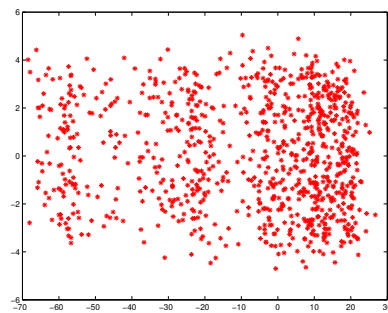
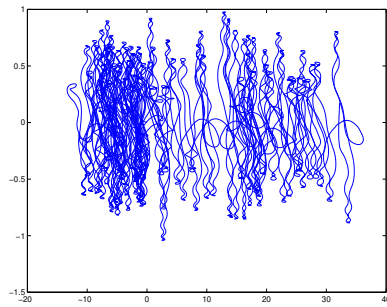
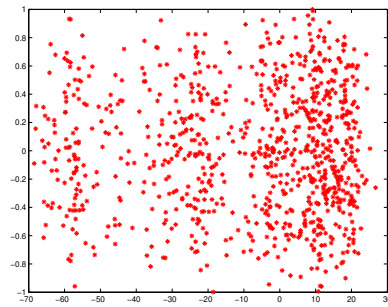
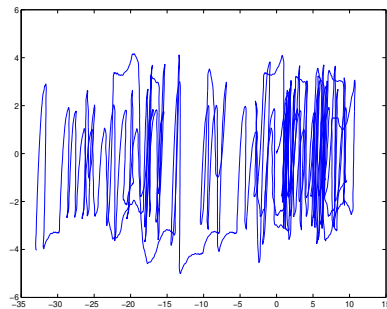
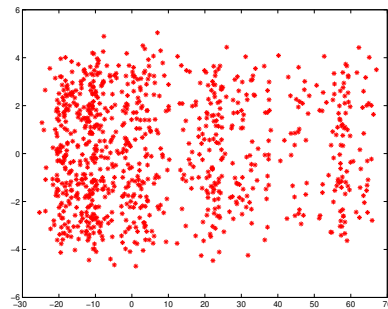
(c) The Lyapunov exponent for Modified Colpitts oscillator with  $\varepsilon_1 = 1$ ,  $\varepsilon_2 = 20$ ,  $\sigma_1 = 1.49$ ,  $\sigma_2 = 0.872$ ,  $\alpha = \frac{255}{256}$ ,  $\gamma = 32.9$ ,  $a = 1$ ,  $p = 2$  with initial condition  $(x_1, x_2, x_3, x_4) = (0.00001, 0.00001, 0.00001, 0.00001)$

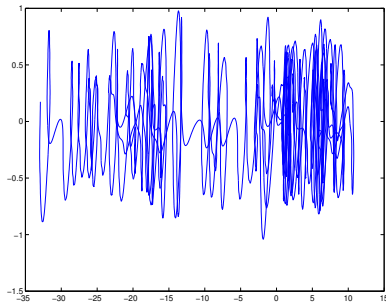
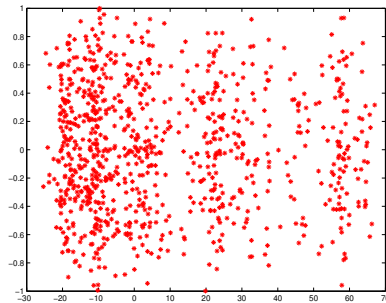
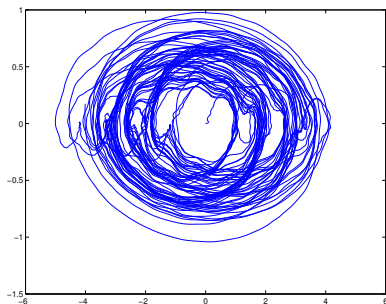
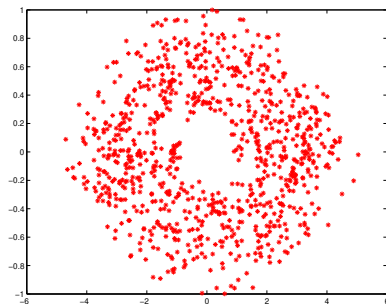
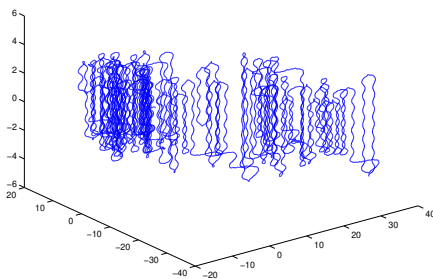
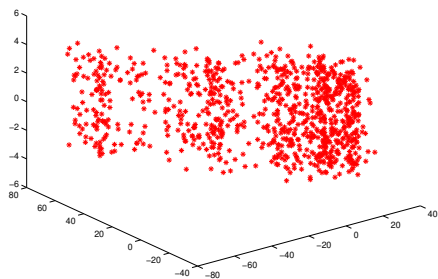
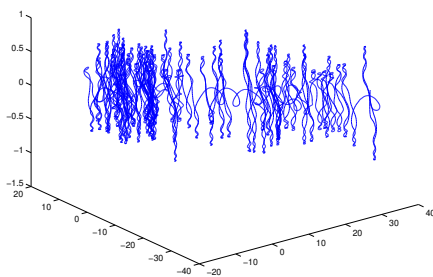
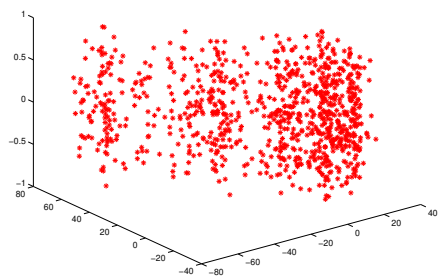


(d) The Lyapunov exponent for Modified Colpitts oscillator with  $\varepsilon_1 = 1$ ,  $\varepsilon_2 = 20$ ,  $\sigma_1 = 1.49$ ,  $\sigma_2 = 0.872$ ,  $\alpha = \frac{255}{256}$ ,  $\gamma = 32.95$ ,  $a = 1$ ,  $p = 1$  with initial condition  $(x_1, x_2, x_3, x_4) = (0.00001, 0.00001, 0.00001, 0.00001)$

Figure 2: Lyapunov exponents of the Modified Colpitts oscillator

The study of qualitative properties is one of the utilities of this paradigm. The stability control, limit cycle, periodicity and chaos are some notable qualitative properties. The following theorems bring out the local stability properties of the modified Colpitts oscillator.

(a) Chaotic nature between  $x_1$  and  $x_2$ (b) Poincaré Map between  $x_1$  and  $x_2$ (c) Chaotic nature between  $x_1$  and  $x_3$ (d) Poincaré Map between  $x_1$  and  $x_3$ (e) Chaotic nature between  $x_1$  and  $x_4$ (f) Poincaré Map between  $x_1$  and  $x_4$ (g) Chaotic nature between  $x_2$  and  $x_3$ (h) Poincaré Map between  $x_2$  and  $x_3$

(i) Chaotic nature between  $x_2$  and  $x_4$ (j) Poincaré Map between  $x_2$  and  $x_4$ (k) Chaotic nature between  $x_3$  and  $x_4$ (l) Poincaré Map between  $x_3$  and  $x_4$ (m) Chaotic nature between  $x_1$ ,  $x_2$  and  $x_3$ (n) Poincaré Map between  $x_1$ ,  $x_2$  and  $x_3$ (o) Chaotic nature between  $x_1$ ,  $x_2$  and  $x_4$ (p) Poincaré Map between  $x_1$ ,  $x_2$  and  $x_4$



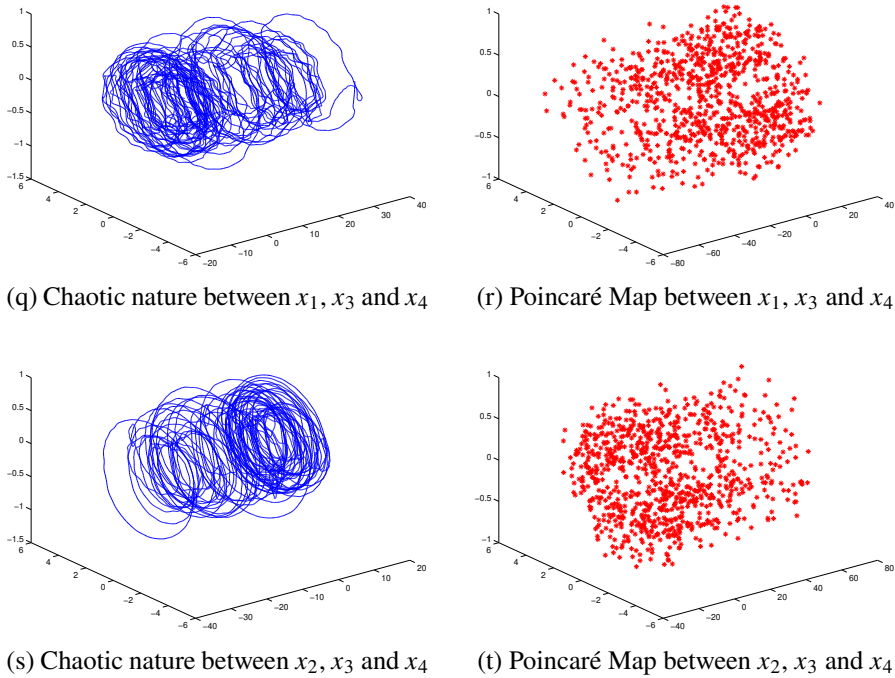


Figure 3: Portrait of Colpitts

**Theorem 1** *The interior equilibrium point  $E$  is locally asymptotically stable in the positive octant.*

**Proof.** By divergence criterion theorem, assume

$$\theta(x_1, x_2, x_3, x_4) = \frac{1}{x_1 x_2 x_3 x_4}, \quad (5)$$

where  $\theta(x_i, i = 1, 2, 3, 4) > 0$  if  $x_i > 0, i = 1, 2, 3, 4$ .

Now consider

$$\begin{aligned} p_1 &= \sigma_1(-x_1 - x_2) + x_4 - \gamma\phi_1(x_3), \\ p_2 &= \varepsilon_1\sigma_1(-x_1 - x_2) + \varepsilon_1x_4, \\ p_3 &= \varepsilon_2(x_4 - (1 - \alpha)\gamma\phi_2(x_1)), \\ p_4 &= -x_1 - x_2 - x_3 - \sigma_2x_4. \end{aligned} \quad (6)$$

where  $\phi_1(x_3) = \frac{2a}{\pi} \sin^{-1} \left( \sin \left( \frac{2\pi}{p}(x_3) \right) \right)$ ,  $\phi_2(x_1) = \frac{2a}{\pi} \sin^{-1} \left( \sin \left( \frac{2\pi}{p}(x_1) \right) \right)$ .

Define

$$\nabla = \frac{\partial}{\partial x_1} (p_1\theta) + \frac{\partial}{\partial x_2} (p_2\theta) + \frac{\partial}{\partial x_3} (p_3\theta) + \frac{\partial}{\partial x_4} (p_4\theta). \quad (7)$$

We have to determine  $\nabla$  given by Eq. (7) along with the trajectories provided by Equations (5) and Eq. (6). We obtain

$$\begin{aligned} \nabla = & - \frac{[\sigma_1] x_1 x_2 x_3 x_4 + [\sigma_1(-x_1 - x_2) + x_4 - \gamma\phi_1(x_3)] x_2 x_3 x_4}{x_1^2 x_2^2 x_3^2 x_4^2} \\ & - \frac{\varepsilon_1 \sigma_1 x_1 x_2 x_3 x_4 + [\varepsilon_1 \sigma_1(-x_1 - x_2) + \varepsilon_1 x_4] x_1 x_3 x_4}{x_1^2 x_2^2 x_3^2 x_4^2} \\ & - \frac{\varepsilon_2 [x_4 - (1 - \alpha)\gamma\phi_2(x_1)] x_1 x_2 x_4}{x_1^2 x_2^2 x_3^2 x_4^2} \\ & - \frac{\sigma_2 x_1 x_2 x_3 x_4 + (-x_1 - x_2 - x_3 - \sigma_2 x_4) x_1 x_2 x_3}{x_1^2 x_2^2 x_3^2 x_4^2} \end{aligned}$$

which is less than zero.

From *Bendixon-Dulac criterion*, it is clear that the first octant does not contain any limit cycle.

Consequently, the equilibrium provided by  $E$  is found to be locally asymptotically stable.

The relation between the limit cycle and closed trajectories exhibits the local asymptotic stability. The following theorem is concerned with the stability under closed trajectory using Bendixson's criteria theorem.

**Theorem 2** *There is no closed trajectory for the interior equilibrium point.*

**Proof.** Define

$$\Psi(x_i, i = 1, 2, 3, 4) = \frac{\partial p_1}{\partial x_1} + \dots + \frac{\partial p_4}{\partial x_4}. \quad (8)$$

Find  $\Psi$  along with the trajectories associated with Eq. (8). It follows that

$$\Psi = -\sigma_1 - \varepsilon_1 \sigma_1 - \sigma_2 \neq 0. \quad (9)$$

Hence, by applying *Bendixson's criteria theorem* to Eq. (9), it is seen that there is no closed trajectory surrounding the point  $E$ .

Hence, limit cycle does not exist encompassing  $E$ .

Therefore, the point  $E$  is evidential to be locally asymptotically stable.

In oscillator, exhibiting stable periodic orbit and it corresponds to a special type of solution for an oscillator. The following theorem focuses attention on the nontrivial periodic solution.

**Theorem 3** *The modified Colpitts oscillator given by Eq. (1) has a nontrivial periodic solution.*

**Proof.** Define

$$\begin{aligned}\Phi &= \frac{d}{dt} \left( \frac{x_1^2 + x_2^2 + x_3^2 + x_4^2}{2} \right) = x_1 \frac{dx_1}{dt} + x_2 \frac{dx_2}{dt} + x_3 \frac{dx_3}{dt} + x_4 \frac{dx_4}{dt} \\ &= x_1 \dot{x}_1 + x_2 \dot{x}_2 + x_3 \dot{x}_3 + x_4 \dot{x}_4 = \sum_{i=1}^4 x_i \frac{dx_i}{dt}.\end{aligned}\quad (10)$$

Find  $\Phi$  from Eq. (10) along the trajectories Eq. (1). We see that

$$\begin{aligned}\Phi &= x_1 [\sigma_1(-x_1 - x_2) + x_4 - \gamma\phi_1(x_3)] \\ &\quad + x_2 [\varepsilon_1\sigma_1(-x_1 - x_2) + \varepsilon_1x_4] \\ &\quad + x_3 [\varepsilon_2(x_4 - (1 - \alpha)\gamma\phi_2(x_1))] \\ &\quad + x_4 [-x_1 - x_2 - x_3 - \sigma_2x_4] \\ &= -\sigma_1x_1^2 - \sigma_1x_1x_2 + x_1x_4 - \gamma x_1\phi_1(x_3) \\ &\quad - \varepsilon_1\sigma_1x_1x_2 - \varepsilon_1\sigma_1x_2^2 + \varepsilon_1x_2x_4 \\ &\quad + \varepsilon_2x_3x_4 - \varepsilon_2(1 - \alpha)x_3\gamma\phi_2(x_1) \\ &\quad - x_1x_4 - x_2x_4 - x_3x_4 - \sigma_2x_4^2 \\ &= -(\sigma_1x_1^2 + \varepsilon_1\sigma_1x_2^2 + \sigma_2x_4^2) - \sigma_1x_1x_2(1 + \varepsilon_1) - (1 - \varepsilon_1)x_2x_4 \\ &\quad - (1 - \varepsilon_2)x_3x_4 - x_1\gamma\phi_1(x_3) - x_3\varepsilon_2(1 - \alpha)\gamma\phi_2(x_1) \\ &= -(\nabla_1 + \nabla_2)\end{aligned}\quad (11)$$

where

$$\begin{aligned}\nabla_1 &= \sigma_1x_1^2 + \varepsilon_1\sigma_1x_2^2 + \sigma_2x_4^2 \\ \nabla_2 &= \sigma_1x_1x_2(1 + \varepsilon_1) + (1 - \varepsilon_1)x_2x_4 + (1 - \varepsilon_2)x_3x_4 + x_1\gamma\phi_1(x_3) \\ &\quad + x_3\varepsilon_2(1 - \alpha)\gamma\phi_2(x_1).\end{aligned}$$

It is observed that  $\nabla_1 + \nabla_2$  is positive for  $x_1^2 + x_2^2 + x_3^2 + x_4^2 < a$  and negative for  $x_1^2 + x_2^2 + x_3^2 + x_4^2 > b$ , where  $a, b$  are positive constants.

This implies that any solution  $x_i(t)$  of (1) will be in the annulus  $a < \sum_{i=1}^4 x_i^2 < b$ .

Hence, by *Poincaré-Bendixson* theorem, there exists atleast one periodic solution  $x_i(t)$ ,  $i = 1, 2, 3, 4$  of Eq. (1) lying in this annulus.

Hence, the modified Colpitts oscillator Eq. (1) has a nontrivial periodic solution.

The study of control refers to the process of influencing the behaviour of an oscillator to achieve a desired goal, primarily through the use of feedback control. The following section describes the backstepping control when the parameter values are unknown.

### 3. Adaptive backstepping control of the modified Colpitts oscillator with unknown parameters

#### 3.1. Proposed system

The modified Colpitts oscillator system is given by the dynamics with controllers

$$\begin{aligned}
 \dot{x}_1 &= \sigma_1 (-x_1 - x_2) + x_4 - \gamma\phi_1(x_3) + u_1, \\
 \dot{x}_2 &= \varepsilon_1\sigma_1 (-x_1 - x_2) + \varepsilon_1x_4 + u_2, \\
 \dot{x}_3 &= \varepsilon_2(x_4 - (1 - \alpha)\gamma\phi_2(x_1)) + u_3, \\
 \dot{x}_4 &= -x_1 - x_2 - x_3 - \sigma_2x_4 + u_4,
 \end{aligned} \tag{12}$$

where  $\phi_1(x_3) = \frac{2a}{\pi} \sin^{-1} \left( \sin \left( \frac{2\pi}{p}(x_3) \right) \right)$ ,  $\phi_2(x_1) = \frac{2a}{\pi} \sin^{-1} \left( \sin \left( \frac{2\pi}{p}(x_1) \right) \right)$ .

In system (12),  $x_1, x_2, x_3$  and  $x_4$  are state variables and  $u_1, u_2, u_3$  and  $u_4$  are adaptive controllers.

The synchronization error is defined as  $e_i = y_i - x_i, i = 1, 2, 3, 4$ .

The unknown parameters are updated by

$$\begin{aligned}
 e_{\sigma_1} &= \sigma_1 - \hat{\sigma}_1(t), & e_{\sigma_2} &= \sigma_2 - \hat{\sigma}_2(t), \\
 e_{\varepsilon_1} &= \varepsilon_1 - \hat{\varepsilon}_1(t), & e_{\varepsilon_2} &= \varepsilon_2 - \hat{\varepsilon}_2(t), \\
 e_{\alpha} &= \alpha - \hat{\alpha}(t), & e_{\gamma} &= \gamma - \hat{\gamma}(t).
 \end{aligned} \tag{13}$$

By differentiating (13) with respect to 't', one obtains

$$\begin{aligned}
 \dot{e}_{\sigma_1} &= -\dot{\hat{\sigma}}_1(t), & \dot{e}_{\sigma_2} &= -\dot{\hat{\sigma}}_2(t), \\
 \dot{e}_{\varepsilon_1} &= -\dot{\hat{\varepsilon}}_1(t), & \dot{e}_{\varepsilon_2} &= -\dot{\hat{\varepsilon}}_2(t), \\
 \dot{e}_{\alpha} &= -\dot{\hat{\alpha}}(t), & \dot{e}_{\gamma} &= -\dot{\hat{\gamma}}(t).
 \end{aligned}$$

At this stage, the state of the system is considered as

$$\dot{x}_1 = \sigma_1 (-x_1 - x_2) + x_4 - \gamma\phi_1(x_3) + u_1, \tag{14}$$

where  $x_2$  is regarded as virtual controller.

In order to stabilize the system, the suitable Lyapunov function is defined as

$$V_1(x_1) = \frac{1}{2}x_1^2 + \frac{1}{2}e_{\sigma_1}^2 + \frac{1}{2}e_{\gamma}^2.$$

By differentiating  $V_1$  with respect to  $t$ ,

$$\begin{aligned} \dot{V}_1 &= x_1\dot{x}_1 + e_{\sigma_1}\dot{e}_{\sigma_1} + e_{\gamma}\dot{e}_{\gamma} \\ &= x_1[\sigma_1(-x_1 - x_2) + x_4 - \gamma\phi_1(x_3) + u_1] + e_{\sigma_1}(-\dot{\hat{\sigma}}_1) + e_{\gamma}(-\dot{\hat{\gamma}}), \end{aligned} \quad (15)$$

where  $x_2$  is regarded as virtual controller and is defined as

$$x_2 = \beta_1(x_1) \quad \text{and} \quad \beta_1(x_1) = 0.$$

The controller  $u_1$  is assumed as

$$u_1 = -x_1 + \hat{\sigma}_1 x_1 - x_4 + \hat{\gamma}\phi_1(x_3) \quad (16)$$

and the unknown parameters  $\hat{\sigma}_1$  and  $\hat{\gamma}$  are updated by

$$\begin{aligned} \dot{\hat{\sigma}}_1 &= -x_1^2 + e_{\sigma_1}, \\ \dot{\hat{\gamma}} &= -x_1\phi_1(x_3) + e_{\gamma}. \end{aligned} \quad (17)$$

On substitution of (16) and (17) into (15), we get

$$\dot{V}_1 = -x_1^2 - e_{\sigma_1}^2 - e_{\gamma}^2$$

which is found to be a negative definite function.

Hence by Lyapunov stability theory, the system is globally asymptotically stable.

Now define the relation between  $\beta_1$  and  $x_2$  by

$$\omega_2 = x_2 - \beta_1.$$

Consider the subsystem  $(x_1, \omega_2)$ . We have

$$\begin{aligned} \dot{x}_1 &= -e_{\sigma_1}x_1 - \sigma_1\omega_2 - e_{\gamma}\phi_1(x_3) - x_1, \\ \dot{\omega}_2 &= -\varepsilon_1\sigma_1x_1 - \varepsilon_1\sigma_1\omega_2 + \varepsilon_1x_4 + u_2. \end{aligned}$$

Define  $V_2$  by the Lyapunov function as

$$V_2 = V_1 + \frac{1}{2}\omega_2^2 + \frac{1}{2}e_{\varepsilon_1}^2.$$

On differentiating  $V_2$  with respect to  $t$ , we get

$$\dot{V}_2 = x_1 \dot{x}_1 + e_{\sigma_1} \left( -\dot{\hat{\sigma}}_1 \right) + e_{\gamma} \left( -\dot{\hat{\gamma}} \right) + e_{\varepsilon_1} \left( -\dot{\hat{\varepsilon}}_1 \right) + \omega_2 \dot{\omega}_2. \quad (18)$$

The controller  $u_2$  is assumed as

$$u_2 = \sigma_1 x_1 + \hat{\varepsilon}_1 (\sigma_1 x_1 + \sigma_1 \omega_2 - x_4) + x_3 - \omega_2. \quad (19)$$

Let  $x_3$  be the virtual controller. It is defined as  $x_3 = \beta_2(x_1, \omega_2)$  with the assumption that  $\beta_2(x_1, \omega_2) = 0$ .

The parameter  $\varepsilon_1$  is estimated as  $\hat{\varepsilon}_1 = -\omega_2 (\sigma_1 x_1 + \sigma_1 \omega_2 - x_4) + e_{\varepsilon_1}$ . (20)

Substituting (19) and (20) into (18), we get

$$\dot{V}_2 = -x_1^2 - e_{\sigma_1}^2 - e_{\gamma}^2 - \omega_2^2 - e_{\varepsilon_1}^2$$

which is a negative definite function.

Hence by Lyapunov stability theory, the system is globally asymptotically stable.

The relation between  $x_3$  and  $\beta_2$  is defined by

$$\omega_3 = x_3 - \beta_2.$$

Consider the subsystem  $(x_1, \omega_2, \omega_3)$ . We have

$$\begin{aligned} \dot{x}_1 &= -e_{\sigma_1} x_1 - \sigma_1 \omega_2 - e_{\gamma} \phi_1(x_3) - x_1, \\ \dot{\omega}_2 &= -e_{\varepsilon_1} (\sigma_1 x_1 + \sigma_1 \omega_2 - x_4) - \omega_2 + \sigma_1 x_1 + \omega_3, \\ \dot{\omega}_3 &= \varepsilon_2 (x_4 - (1 - \alpha) \gamma \phi_2(x_1)) + u_3. \end{aligned}$$

Now consider the Lyapunov function

$$V_3 = V_2 + \frac{1}{2} \omega_3^2 + \frac{1}{2} e_{\varepsilon_2}^2 + \frac{1}{2} e_{\alpha}^2.$$

The derivative of  $V_3$  with respect to  $t$  is obtained as

$$\dot{V}_3 = \dot{V}_2 + \omega_3 \dot{\omega}_3 + e_{\varepsilon_2} \dot{e}_{\varepsilon_2} + e_{\alpha} \dot{e}_{\alpha}, \quad (21)$$

$$\text{where } u_3 = -\omega_2 - \omega_3 + \hat{\varepsilon}_2 \gamma \phi_2(x_1) - \varepsilon_2 \hat{\alpha} \gamma \phi_2(x_1). \quad (22)$$

Let us denote the virtual controller by  $x_4$ . It is defined as  $x_4 = \beta_3(x_1, \omega_2, \omega_3)$  and we assume that  $\beta_3(x_1, \omega_2, \omega_3) = 0$ .

The parameters are estimated as

$$\begin{aligned}\dot{\hat{\varepsilon}}_2 &= -\omega_3 \gamma \phi_2(x_1) + e_{\varepsilon_2}, \\ \dot{\hat{\alpha}} &= \omega_3 \varepsilon_2 \gamma \phi_2(x_1) + e_{\alpha}.\end{aligned}\quad (23)$$

Substitute (22) and (23) into (21). Then we get

$$\dot{V}_3 = -x_1^2 - e_{\sigma_1}^2 - e_{\gamma}^2 - w_2^2 - e_{\varepsilon_1}^2 - w_3^2 - e_{\varepsilon_2}^2 - e_{\alpha}^2$$

which is a negative definite function.

Hence by the theory of Lyapunov, it follows that the system provided by Eq. (12) is stable.

Now the relation between  $x_4$  and  $\beta_3$  is defined by

$$\omega_4 = x_4 - \beta_3.$$

Consider the subsystem  $(x_1, \omega_2, \omega_3, \omega_4)$  provided by

$$\begin{aligned}\dot{x}_1 &= -e_{\sigma_1} x_1 - \sigma_1 \omega_2 - e_{\gamma} \phi_1(x_3) - x_1, \\ \dot{\omega}_2 &= -e_{\varepsilon_1} (\sigma_1 x_1 + \sigma_1 \omega_2 - x_4) - \omega_2 + \omega_3 + \sigma_1 x_1, \\ \dot{\omega}_3 &= \varepsilon_2 \omega_4 - e_{\varepsilon_2} \gamma \phi_2(x_1) + e_{\alpha} \varepsilon_2 \gamma \phi_2(x_1) - \omega_2 - \omega_3, \\ \dot{\omega}_4 &= -x_1 - x_2 - x_3 - \sigma_2 \omega_4 + u_4.\end{aligned}$$

Now consider the Lyapunov function

$$V_4 = V_3 + \frac{1}{2} \omega_4^2 + \frac{1}{2} e_{\sigma_2}^2.$$

The derivative of  $V_4$  with respect to  $t$  is obtained as

$$\dot{V}_4 = \dot{V}_3 + \omega_4 \dot{\omega}_4 + e_{\sigma_2} \dot{e}_{\sigma_2}, \quad (24)$$

$$\text{where } u_4 = -\varepsilon_2 \omega_3 + x_1 + x_2 + x_3 + \hat{\sigma}_2 \omega_4 - \omega_4, \quad (25)$$

By working backward, the parameter is estimated as

$$\dot{\hat{\sigma}}_2 = e_{\sigma_2} - w_4^2. \quad (26)$$

Substitute (25) and (26) into (24). Then we are led to

$$\dot{V}_4 = -x_1^2 - e_{\sigma_1}^2 - e_{\gamma}^2 - w_2^2 - e_{\varepsilon_1}^2 - w_3^2 - e_{\varepsilon_2}^2 - e_{\alpha}^2 - w_4^2 - e_{\sigma_2}^2$$

which is a negative definite function.

By the stability theory due to Lyapunov, it is seen that the Colpitts oscillator provided by Eq. (1) is asymptotically stable.

### 3.2. Numerical simulation

For the numerical simulation, the initial conditions of the parameters are taken as

$$\begin{aligned}\widehat{\sigma}_1(0) &= 10.9546, & \widehat{\sigma}_2(0) &= 5.9353, \\ \widehat{\alpha}(0) &= 3.8765, & \widehat{\gamma}(0) &= 2.1654, \\ \widehat{\varepsilon}_1(0) &= 7.8762, & \widehat{\varepsilon}_2(0) &= 9.9876\end{aligned}$$

with the initial conditions for the modified Colpitts oscillator  $x_1(0) = 1.9124$ ,  $x_2(0) = 1.3942$ ,  $x_3(0) = 1.3125$  and  $x_4(0) = 1.9873$ .

Figure 4 depicts the parameter estimation of the modified Colpitts oscillator. Figure 5 depicts the stability of the modified Colpitts oscillator.

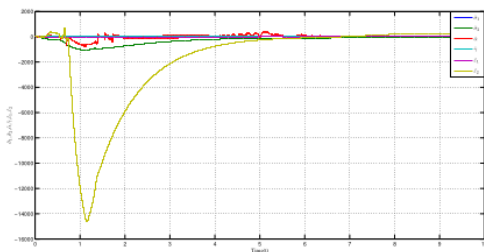


Figure 4: The parameter estimation of the modified Colpitts oscillator

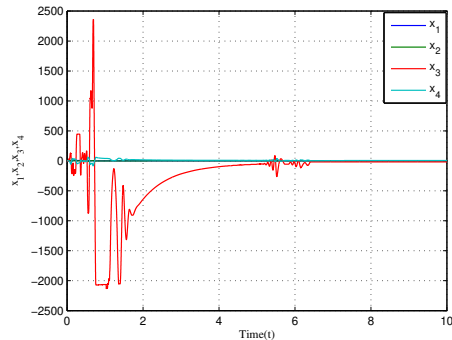


Figure 5: The stability of the modified Colpitts oscillator

## 4. Synchronization of modified chaotic Colpitts oscillator

The synchronization of a chaotic system is another way of explaining the sensitivity based on the initial conditions. One has to design *master-slave* or *drive-response* coupling between the two chaotic systems such that the time evolution becomes ideal.

In general, the two dynamic systems involved in the synchronization are called the master and slave systems, respectively. A well-designed controller will make the trajectory of the slave system track and trajectory of the master system, that is, the two systems will be synchronous.

The following sub-section contains the detailed explanation of the synchronization process for the modified Colpitts oscillator using non-linear control.



#### 4.1. Synchronization of modified chaotic Colpitts oscillator using Non-linear Feedback method

The synchronization of modified Colpitts oscillator is now taken up. The drive-response formalism is utilized. The identical synchronization is elaborated between the modified Colpitts oscillators.

The chaos synchronization basically requires the global asymptotic stability of the error dynamics

$$\text{i.e., } \lim_{t \rightarrow \infty} \|e(t)\| = 0.$$

The modified Colpitts oscillator is taken as drive system, which is described by

$$\begin{aligned} \dot{x}_1 &= \sigma_1(-x_1 - x_2) + x_4 - \gamma\phi_1(x_3), \\ \dot{x}_2 &= -\varepsilon_1\sigma_1x_1 - \varepsilon_1\sigma_1x_2 + \varepsilon_1x_4, \\ \dot{x}_3 &= \varepsilon_2x_4 - \varepsilon_2(1 - \alpha)\gamma\phi_2(x_1), \\ \dot{x}_4 &= -x_1 - x_2 - x_3 - \sigma_2x_4, \end{aligned} \quad (27)$$

where  $x_1, x_2, x_3$  and  $x_4$  are state variables,  $\sigma_1, \sigma_2, \varepsilon_1, \varepsilon_2, \gamma, \alpha$  are positive parameters,  $\phi_1(x_3) = \frac{2a}{\pi} \sin^{-1} \left( \sin \left( \frac{2\pi}{p}(x_3) \right) \right)$  and  $\phi_2(x_1) = \frac{2a}{\pi} \sin^{-1} \left( \sin \left( \frac{2\pi}{p}(x_1) \right) \right)$ .

The modified Colpitts oscillator is also taken as the response system which is described by

$$\begin{aligned} \dot{y}_1 &= \sigma_1(-y_1 - y_2) + y_4 - \gamma\phi_1(y_3) + u_1, \\ \dot{y}_2 &= -\varepsilon_1\sigma_1y_1 - \varepsilon_1\sigma_1y_2 + \varepsilon_1y_4 + u_2, \\ \dot{y}_3 &= \varepsilon_2y_4 - \varepsilon_2(1 - \alpha)\gamma\phi_2(y_1) + u_3, \\ \dot{y}_4 &= -y_1 - y_2 - y_3 - \sigma_2y_4 + u_4, \end{aligned} \quad (28)$$

where  $\phi_1(y_3) = \frac{2a}{\pi} \sin^{-1} \left( \sin \left( \frac{2\pi}{p}(y_3) \right) \right)$ ,  $\phi_2(y_1) = \frac{2a}{\pi} \sin^{-1} \left( \sin \left( \frac{2\pi}{p}(y_1) \right) \right)$ .

The synchronization error occurring in the system is defined by

$$e_i = y_i - x_i, \quad i = 1, 2, 3, 4. \quad (29)$$

The resulting error dynamics of the system is governed by the set of equations

$$\begin{aligned} \dot{e}_1 &= -\sigma_1e_1 - \sigma_1e_2 + e_4 - \gamma\phi_1(y_3) + \gamma\phi_1(x_3) + u_1, \\ \dot{e}_2 &= -\varepsilon_1\sigma_1e_1 - \varepsilon_1\sigma_1e_2 + \varepsilon_1e_4 + u_2, \\ \dot{e}_3 &= \varepsilon_2e_4 - \varepsilon_2(1 - \alpha)\gamma(\phi_2(y_1) - \phi_2(x_1)) + u_3, \\ \dot{e}_4 &= -e_1 - e_2 - e_3 - \sigma_2e_4 + u_4, \end{aligned} \quad (30)$$

where  $u = (u_1, u_2, u_3, u_4)^T$  is the non-linear controller to be designed so as to synchronize the states of identically modified Colpitts oscillator.

Now the objective is to find the control law  $u_i, i = 1, 2, 3, 4$  for stabilizing the error variable of the system (30) at the origin.

Let the energy source function Lyapunov be chosen as

$$V = \frac{1}{2} \sum_{i=1}^4 e_i^2. \quad (31)$$

The derivative of (31) with respect to  $t$  is provided by

$$\dot{V} = \sum_{i=1}^4 e_i \dot{e}_i. \quad (32)$$

Substituting (29) and (30) into (32) we are led to the relation

$$\begin{aligned} \dot{V} = & e_1 (-\sigma_1 e_1 - \sigma_1 e_2 + e_4 - \gamma \phi_1(y_3) + \gamma \phi_1(x_3) + u_1) \\ & + e_2 (-\varepsilon_1 \sigma_1 e_1 - \varepsilon_1 \sigma_1 e_2 + \varepsilon_1 e_4 + u_2) \\ & + e_3 (\varepsilon_2 e_4 - \varepsilon_2 (1 - \alpha) \gamma (\phi_2(y_1) - \phi_2(x_1)) + u_3) \\ & + e_4 (-e_1 - e_2 - e_3 - \sigma_2 e_4 + u_4). \end{aligned}$$

The controllers are defined by

$$\begin{aligned} u_1 &= \sigma_1 e_2 - e_4 + \gamma (\phi_1(y_3) - \phi_1(x_3)), \\ u_2 &= \varepsilon_1 \sigma_1 e_1 - \varepsilon_1 e_4, \\ u_3 &= \varepsilon_2 (1 - \alpha) \gamma (\phi_2(y_1) - \phi_2(x_1)) - \varepsilon_2 e_4 - e_3, \\ u_4 &= e_1 + e_2 + e_3. \end{aligned}$$

Therefore the relation (32) becomes

$$\dot{V} = -\sigma_1 e_1^2 - \varepsilon_1 \sigma_1 e_2^2 - e_3^2 - \sigma_2 e_4^2$$

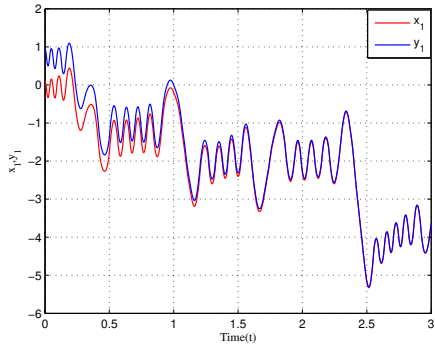
which is a negative definite function.

Thus, by Lyapunov stability theory, the error dynamics provided by (30) is found to be globally asymptotically stable for all initial conditions  $e(0) \in R^4$ .

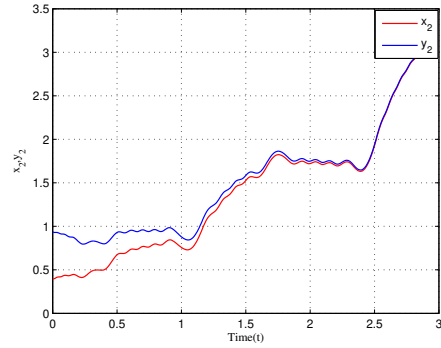
Thus, the states of the drive and response system synchronize globally and asymptotically.

#### 4.2. Numerical simulation

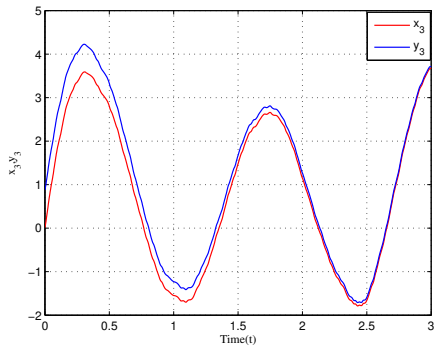
For numerical simulation, the initial conditions of the drive system are chosen as 0.09124, 0.3942, 0.0125, 0.9823 and the initial conditions for the response system are taken as 0.9546, 0.9353, 0.8765, 0.1654.



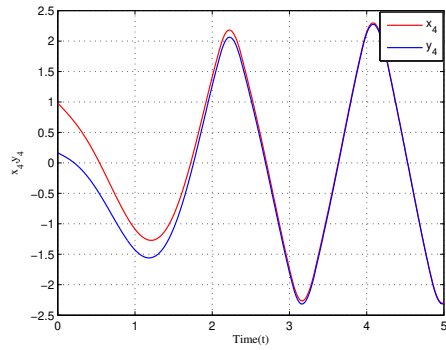
(a) Synchronization between  $x_1$  and  $y_1$



(b) Synchronization between  $x_2$  and  $y_2$



(c) Synchronization between  $x_3$  and  $y_3$



(d) Synchronization between  $x_4$  and  $y_4$

Figure 6: Synchronization of the Modified Colpitts oscillator

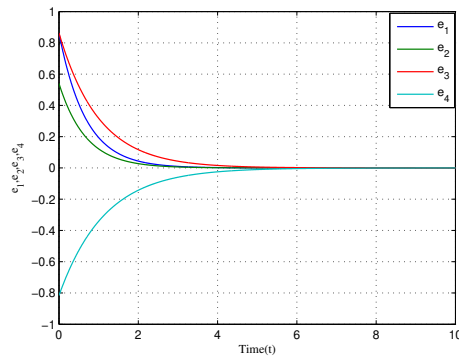


Figure 7: Error Dynamics of Chaotic Colspitts oscillator

## 5. The synchronization of Colpitts oscillator via Backstepping Control

The backstepping technique is a cyclic procedure through a suitable Lyapunov function along with a feedback controller. It leads to the global stability synchronization of the strict feedback chaotic systems. In this section, the backward backstepping method is employed for the proposed system.

### 5.1. Analysis of the error dynamics

The error dynamics system is taken as

$$\begin{aligned}
 \dot{e}_4 &= -e_1 - e_2 - e_3 - \sigma_2 e_4 + u_1, \\
 \dot{e}_3 &= \varepsilon_2 e_4 - \varepsilon_2(1 - \alpha)\gamma(\phi_2(y_1) - \phi_2(x_1)) + u_2, \\
 \dot{e}_2 &= -\varepsilon_1 \sigma_1 e_1 - \varepsilon_1 \sigma_1 e_2 + \varepsilon_1 e_4 + u_3, \\
 \dot{e}_1 &= -\sigma_1 e_1 - \sigma_1 e_2 + e_4 - \gamma(\phi_1(y_3) - \phi_1(x_3)) + u_4.
 \end{aligned} \tag{33}$$

Now the objective is to find the control laws  $u_i$  ( $i = 1, 2, 3, 4$ ) for stabilizing the error variables of the system (33) at the origin.

First consider the stability of the system

$$\dot{e}_4 = -e_1 - e_2 - e_3 - \sigma_2 e_4 + u_1, \tag{34}$$

where  $e_3$  is considered as virtual controller provided by

$$e_3 = \beta_1(e_4) \quad \text{and} \quad \beta_1(e_4) = 0.$$

The Lyapunov function is defined as

$$V_1 = \frac{1}{2} e_4^2. \tag{35}$$

The derivative of  $V_1$  with respect to  $t$  is obtained as

$$\dot{V}_1 = e_4 \dot{e}_4. \tag{36}$$

If  $\beta_1 = 0$  and  $u_1 = e_1 + e_2$ , then we obtain

$$\dot{V}_1 = -\sigma_2 e_4^2 \tag{37}$$

which is a negative definite function.

Hence the system (34) is globally asymptotically stable.

The function  $\beta_1(e_4)$  is an estimator when  $e_3$  is considered as virtual controller.

The relation between  $e_3$  and  $\beta_1$  is defined by

$$\omega_2 = e_3 - \beta_1 = e_3.$$

Consider the subsystem  $(e_4, \omega_2)$  given by

$$\begin{aligned} \dot{e}_4 &= -\omega_2 - \sigma_2 e_4, \\ \dot{\omega}_2 &= \varepsilon_2 e_4 - \varepsilon_2(1 - \alpha)\gamma(\phi_2(y_1) - \phi_2(x_1)) + u_2. \end{aligned} \quad (38)$$

Let  $e_2$  be a virtual controller in system (38).

Assume that when  $e_2 = \beta_2(e_4, \omega_2)$ , the system (38) is rendered globally asymptotically stable.

Consider the Lyapunov function defined by

$$V_2 = V_1 + \frac{1}{2}\omega_2^2.$$

The derivative of  $V_2$  with respect to  $t$  is

$$\dot{V}_2 = e_4 \dot{e}_4 + \omega_2 \dot{\omega}_2.$$

If  $\beta_2 = 0$  and  $u_2 = -(\varepsilon_2 - 1)e_4 + \varepsilon_2(1 - \alpha)\gamma(\phi_2(y_1) - \phi_2(x_1)) + e_2 - \omega_2$ , then we obtain

$$\dot{V}_2 = -\sigma_2 e_4^2 - \omega_2^2$$

which is a negative definite function.

Hence by Lyapunov stability theory, the system is stable.

Let us consider the relation between  $e_2$  and  $\beta_2$  defined by

$$\omega_3 = e_2 - \beta_2 = e_2.$$

Now the subsystem  $(e_4, \omega_2, \omega_3)$  is considered as

$$\begin{aligned} \dot{e}_4 &= -\omega_2 - \sigma_2 e_4, \\ \dot{\omega}_2 &= e_4 + \omega_3 - \omega_2, \\ \dot{\omega}_3 &= -\varepsilon_1 \sigma_1 e_1 - \varepsilon_1 \sigma_1 \omega_3 + \varepsilon_1 e_4 + u_3. \end{aligned} \quad (39)$$

Consider the function  $V_3$  due to Lyapunov function defined by

$$V_3 = V_2 + \frac{1}{2}\omega_3^2.$$

On differentiating  $V_3$  with respect to  $t$ , we get

$$\dot{V}_3 = e_4 \dot{e}_4 + \omega_2 \dot{\omega}_2 + \omega_3 \dot{\omega}_3.$$

If  $\beta_3 = 0$  and  $u_3 = -\omega_2 - \varepsilon_1 e_4$ , then we obtain

$$\dot{V}_3 = -\sigma_2 e_4^2 - \omega_2^2 - \varepsilon_1 \sigma_1 \omega_3^2$$

which is a negative definite function.

Now the relation between  $e_1$  and  $\beta_3$  is defined as

$$\omega_4 = e_1 - \beta_3 = e_1.$$

Let us consider the subsystem  $(e_4, \omega_2, \omega_3, \omega_4)$  provided by

$$\begin{aligned} \dot{e}_4 &= -\omega_2 - \sigma_2 e_4, \\ \dot{\omega}_2 &= e_4 + \omega_3 - \omega_2, \\ \dot{\omega}_3 &= -\varepsilon_1 \sigma_1 \omega_4 - \varepsilon_1 \sigma_1 \omega_3 - \omega_2, \\ \dot{\omega}_4 &= -\sigma_1 \omega_4 - \sigma_1 \omega_3 + e_4 - \gamma (\phi_1(y_3) - \phi_1(x_3)) + u_4. \end{aligned} \quad (40)$$

Consider the Lyapunov function

$$V_4 = V_3 + \frac{1}{2} \omega_4^2.$$

The derivative of  $V_4$  with respect to  $t$  is

$$\dot{V}_4 = e_4 \dot{e}_4 + \omega_2 \dot{\omega}_2 + \omega_3 \dot{\omega}_3 + \omega_4 \dot{\omega}_4.$$

If  $\beta_4 = 0$  and  $u_4 = \varepsilon_1 \sigma_1 \omega_3 + \sigma_1 \omega_3 - e_4 + \gamma (\phi_1(y_3) - \phi_1(x_3))$ , then we obtain

$$\dot{V}_4 = -\sigma_2 e_4^2 - \omega_2^2 - \varepsilon_1 \sigma_1 \omega_3^2 - \sigma_1 \omega_4^2$$

which is a negative definite function.

Hence by Lyapunov stability theory, the system is stable.

## 5.2. Numerical simulation

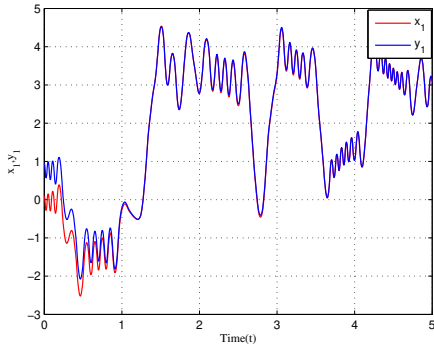
For solving the system of differential equations (33) with the backstepping controls  $u_1, u_2, u_3$  and  $u_4$ , the fourth-order Runge–Kutta method is used and numerical simulation is carried out. We have

$$\begin{aligned} u_1 &= e_1 + e_2, \\ u_2 &= -(\varepsilon_2 - 1)e_4 + \varepsilon_2(1 - \alpha)\gamma (\phi_2(y_1) - \phi_2(x_1)) + e_2 - \omega_2, \\ u_3 &= -\omega_2 - \varepsilon_1 e_4, \end{aligned}$$

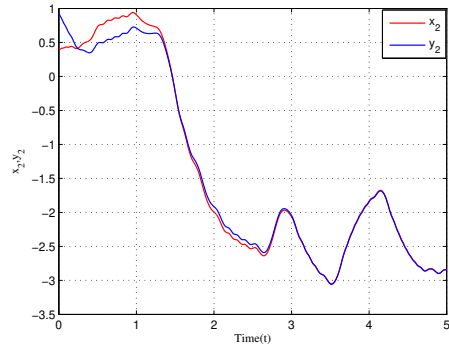
$$\text{and } u_4 = \varepsilon_1 \sigma_1 \omega_3 + \sigma_1 \omega_3 - e_4 + \gamma (\phi_1(y_3) - \phi_1(x_3)).$$

The initial values of the drive system (27) are chosen as  $x_1(0) = 0.09124$ ,  $x_2(0) = 0.3942$ ,  $x_3(0) = 0.0125$ ,  $x_4(0) = 0.9873$ . The initial values of the response system (28) are taken as  $y_1(0) = 0.9546$ ,  $y_2(0) = 0.9353$ ,  $y_3(0) = 0.8765$ ,  $y_4(0) = 0.1654$ .

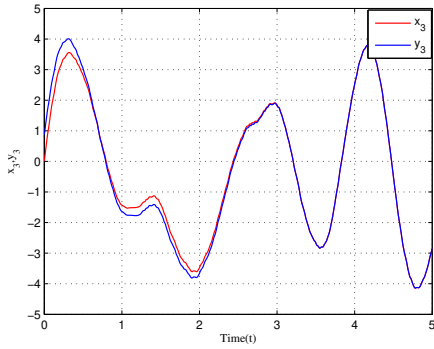
Figure 8 portrays the chaos synchronization of identical drive and response systems provided by Equations (27) and (28), respectively.



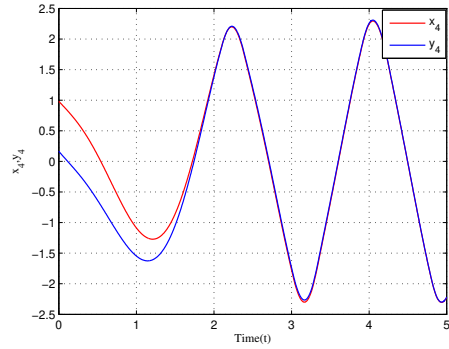
(a) Synchronization between  $x_1$  and  $y_1$



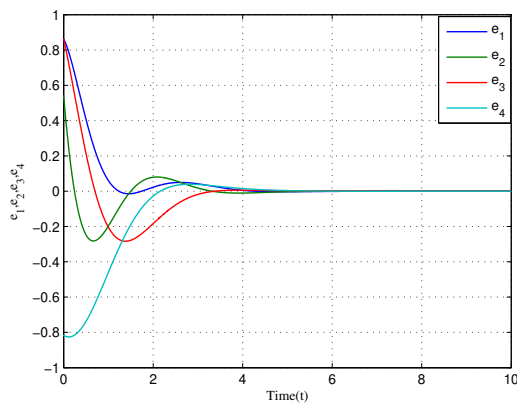
(b) Synchronization between  $x_2$  and  $y_2$



(c) Synchronization between  $x_3$  and  $y_3$



(d) Synchronization between  $x_4$  and  $y_4$



(e) Error Dynamics of modified Colpitts oscillator

Figure 8: Synchronization of identical modified Colpitts oscillator, error plot for identical modified Colpitts oscillator

## 6. Circuit Implementation

In order to verify the dynamical properties of the modified Colpitts oscillator, an operational amplifier circuit is designed in accordance with the equation (1). The circuit is designed by linear resistance and linear capacitors. The allowable voltage range of operational amplifiers leads to the appropriate variables proportional compression transformation to the state variables of the system.

According to the circuit diagrams, the corresponding oscillation circuit equation is described as follows

$$\begin{aligned}\dot{x}_1 &= \sigma_1(-x_1 - x_2) + x_4 - \gamma\phi_1(x_3), \\ \dot{x}_2 &= \varepsilon_1\sigma_1(-x_1 - x_2) + \varepsilon_1x_4, \\ \dot{x}_3 &= \varepsilon_2(x_4 - (1 - \alpha)\gamma\phi_2(x_1)), \\ \dot{x}_4 &= -x_1 - x_2 - x_3 - \sigma_2x_4,\end{aligned}$$

where  $\phi_1(x_3) = \frac{2a}{\pi} \sin^{-1} \left( \sin \left( \frac{2\pi}{p} (x_3) \right) \right)$ ,  $\phi_2(x_1) = \frac{2a}{\pi} \sin^{-1} \left( \sin \left( \frac{2\pi}{p} (x_1) \right) \right)$  and the parameter values are

$$\begin{aligned}\sigma_1 &= \frac{R_2(R_5 + R_8)}{R_5R_1C_1R_3(R_6 + R_7)} = \frac{R_{36}(R_{31} + R_{32})}{R_{37}R_{31}(R_{34} + R_{35})}, & \sigma_2 &= \frac{R_{64}R_{76}R_{78}}{R_{63}C_4R_{65}R_{75}R_{77}}, \\ \varepsilon_1 &= \frac{R_{28}R_{37}}{R_{27}C_2R_{29}R_{36}}, & \varepsilon_2 &= \frac{R_{42}R_{46}}{R_{41}C_3R_{43}R_{45}}, \\ \gamma &= \frac{R_2R_{20}}{R_1C_1R_3R_{17}} = \frac{R_{58}}{R_{55}}, & \alpha &= \frac{R_{46} - R_{45}}{R_{46}}.\end{aligned}$$

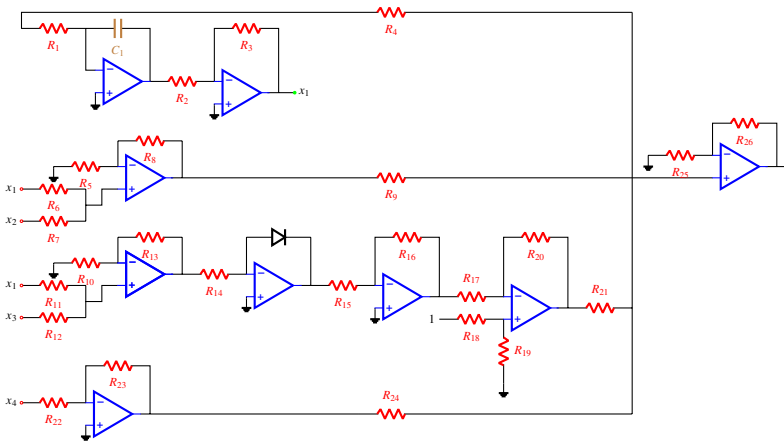
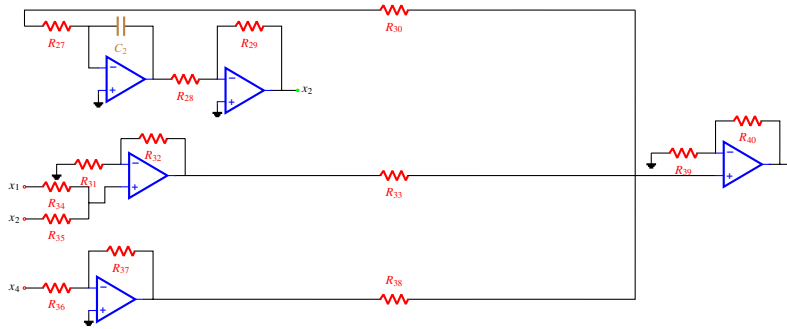
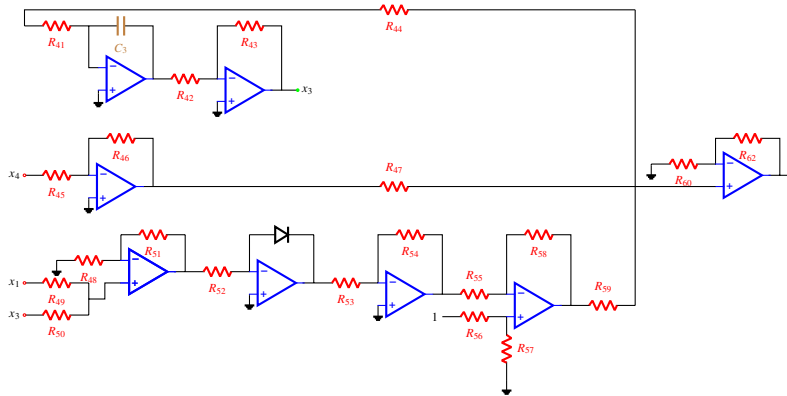
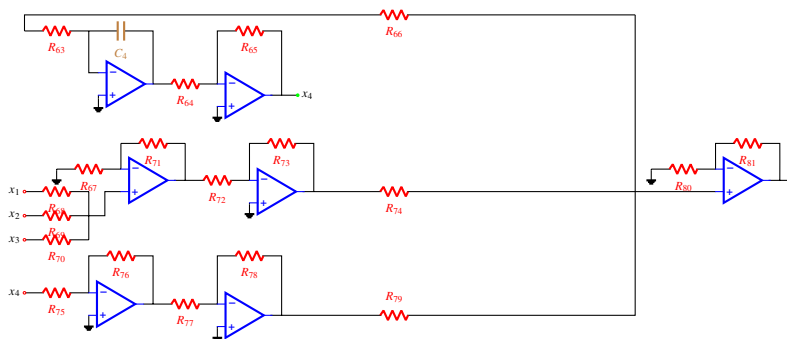


Figure 9: Op Amp Circuit diagram of chaotic variable  $x_1$



Figure 10: Op Amp Circuit diagram of chaotic variable  $x_2$ Figure 11: Op Amp Circuit diagram of chaotic variable  $x_3$ Figure 12: Op Amp Circuit diagram of chaotic variable  $x_4$

## 7. Conclusion

In this paper, the Colpitts oscillator with triangular wave non-linearity is analyzed. The qualitative properties of the modified Colpitts oscillator is analyzed in this study. It exhibits the chaotic and hyperchaotic nature for some specified initial conditions and parameters. By Wolf method, the Lyapunov exponent's is calculated. For some initial conditions, it exhibits the dissipative nature. The adaptive backstepping control technique is used to control the system. Synchronization, the non-linear and backstepping control are utilized. Numerical simulations support the results. MATLAB is used for numerical simulation.

## References

- [1] M.P. KENNEDY: Chaos in the Colpitts oscillator. *IEEE Transactions on Circuits and Systems I. Fundamental Theory and Applications*, **41**(11), (1994), 771–774. DOI: [10.4236/jep.2012.39124](https://doi.org/10.4236/jep.2012.39124).
- [2] S. VAIDYANATHAN, K. RAJAGOPAL, C.K. VOLOS, I.M. KYPRIANIDIS, and I.N. STOUBOULOS: Analysis, adaptive control and synchronization of a seven-term novel 3-D chaotic system with three quadratic nonlinearities and its digital implementation in LabVIEW. *Journal of Engineering Science and Technology Review*, Special Issue on Synchronization and Control of Chaos: Theory, Methods and Applications, **8**(2), (2015), 130–141.
- [3] P. KVARDA: Identifying the deterministic chaos by using the Lyapunov exponents. *Radioengineering*, **10**(2), (2001), 38–38.
- [4] Y.C. LAI and C. GREBOGI: Modeling of coupled chaotic oscillators. *Physical Review Letters*, **82**(24), (1999), 4803. DOI: [10.1103/PhysRevLett.82.4803](https://doi.org/10.1103/PhysRevLett.82.4803).
- [5] H. DENG and D. WANG: Circuit simulation and physical implementation for a memristor-based Colpitts oscillator. *AIP Advances*, **7**(3), (2017), 035118. DOI: [10.1063/1.4979175](https://doi.org/10.1063/1.4979175).
- [6] A. ČENYS, A. TAMAŠEVIČIUS, A. BAZILIAUSKAS, R. KRIVICKAS, and E. LINDBERG: Hyperchaos in coupled Colpitts oscillators. *Chaos, Solitons & Fractals*, **17**(2-3), (2003), 349–353. DOI: [10.1016/S0960-0779\(02\)00373-9](https://doi.org/10.1016/S0960-0779(02)00373-9).
- [7] C.M. KIM, S. RIM, W.H. KYE, J.W. RYU, and Y.J. PARK: Anti-synchronization of chaotic oscillators. *Physics Letters A*, **320**(1), (2003), 39–46. DOI: [10.1016/j.physleta.2003.10.051](https://doi.org/10.1016/j.physleta.2003.10.051).

- [8] A.S. ELWAKIL and M.P. KENNEDY: A family of Colpitts-like chaotic oscillators. *Journal of the Franklin Institute*, **336**(4), (1999), 687–700. DOI: [10.1016/S0016-0032\(98\)00046-5](https://doi.org/10.1016/S0016-0032(98)00046-5).
- [9] S. VAIDYANATHAN, A. SAMBAS and S. ZHANG: A new 4-D dynamical system exhibiting chaos with a line of rest points, its synchronization and circuit model. *Archives of Control Sciences*, bf 29(3), 2019, 485–506. DOI: [10.24425/acs.2019.130202](https://doi.org/10.24425/acs.2019.130202).
- [10] C.K. VOLOS, V.T. PHAM, S. VAIDYANATHAN, I.M. KYPRIANIDIS, and I.N. STOUBOULOS: Synchronization phenomena in coupled Colpitts circuits. *Journal of Engineering Science and Technology Review*, **8**(2), 2015, 142–151. DOI: [10.25103/jestr.082.19](https://doi.org/10.25103/jestr.082.19).
- [11] H. FUJISAKA and T. YAMADA. STABILITY THEORY OF SYNCHRONIZED MOTION IN COUPLED-OSCILLATOR SYSTEMS: *Progress of Theoretical Physics*, **69**(1), (1983), 32–47. DOI: [10.1143/PTP.69.32](https://doi.org/10.1143/PTP.69.32).
- [12] N.J. CORRON, S.D. PETHEL, and B.A. HOPPER: Controlling chaos with simple limiters. *Physical Review Letters*, **84**(17), (2000), 3835. DOI: [10.1103/PhysRevLett.84.3835](https://doi.org/10.1103/PhysRevLett.84.3835).
- [13] J.Y. EFFA, B.Z. ESSIMBI, and J.M. NGUNDAM: Synchronization of improved chaotic Colpitts oscillators using nonlinear feedback control. *Nonlinear Dynamics*, **58**(1-2), (2009), 39. DOI: [10.1007/s11071-008-9459-7](https://doi.org/10.1007/s11071-008-9459-7).
- [14] S. MISHRA, A.K. SINGH and R.D.S. YADAVA: Effects of nonlinear capacitance in feedback LC-tank on chaotic Colpitts oscillator. *Physica Scripta*, **95**(5), (2020), 055203. DOI: [10.1088/1402-4896/ab6f95](https://doi.org/10.1088/1402-4896/ab6f95).
- [15] S. VAIDYANATHAN and S. RASAPPAN: Global chaos synchronization of n-scroll Chua circuit and Lur'e system using backstepping control design with recursive feedback. *Arabian Journal for Science and Engineering*, **39**(4), (2014), 3351–3364. DOI: [10.1007/s13369-013-0929-y](https://doi.org/10.1007/s13369-013-0929-y).
- [16] R. SURESH and V. SUNDARAPANDIAN: Hybrid synchronization of n-scroll Chua and Lure chaotic system using backstepping control via novel feedback. *Archives of Control Science*, **22**(3), (2012), 255–278. DOI: [10.2478/v10170-011-0028-9](https://doi.org/10.2478/v10170-011-0028-9).
- [17] S. RASAPPAN, R. MURUGESAN, N.K. JOTHI, and S.K. KUMARAVEL: An observer based chaos synchronization of time delay Takagi-Sugeno fuzzy stochastic system. *Far East Journal of Mathematical Sciences*, **101**(10), (2017), 2195–2217. DOI: [10.17654/MS101102195](https://doi.org/10.17654/MS101102195).

- [18] R. SURESH: Synchronization of neuronal bursting using backstepping control with recursive feedback. *Archives of Control Sciences*, **29**(4), (2019), 617–642. DOI: [10.24425/acs.2019.131229](https://doi.org/10.24425/acs.2019.131229).
- [19] H.B. FOTSIN and J. DAAFOUZ: Adaptive synchronization of uncertain chaotic Colpitts oscillators based on parameter identification. *Physics Letters A*, **339**(3–5), (2005), 304–315. DOI: [10.1016/j.physleta.2005.03.049](https://doi.org/10.1016/j.physleta.2005.03.049).
- [20] S. SARKAR, S. SARKAR, and B.C. SARKAR: On the dynamics of a periodic Colpitts oscillator forced by periodic and chaotic signals. *Communications in Nonlinear Science and Numerical Simulation*, **19**(8), (2014), 2883–2896. DOI: [10.1016/j.cnsns.2014.01.004](https://doi.org/10.1016/j.cnsns.2014.01.004).
- [21] R. SURESH and K.A. NIRANJAN KUMAR: Dynamics, control, stability, diffusion and synchronization of modified chaotic Colpitts oscillator. *Archives of Control Sciences*, **31**(3), (2021), 731–759. DOI: [10.24425/acs.2021.138699](https://doi.org/10.24425/acs.2021.138699).
- [22] S.T. KAMMOGNE and H.B. FOTSIN: Synchronization of modified Colpitts oscillators with structural perturbations. *Physica Scripta*, **83**(6), (2011), 065011. DOI: [10.1088/0031-8949/83/06/065011](https://doi.org/10.1088/0031-8949/83/06/065011).
- [23] S.T. KAMMOGNE and H.B. FOTSIN: Adaptive control for modified projective synchronization-based approach for estimating all parameters of a class of uncertain systems: Case of modified Colpitts oscillators. *Journal of Chaos*, (2014). DOI: [10.1155/2014/659647](https://doi.org/10.1155/2014/659647).
- [24] L.M. PECORA and T.L. CARROLL: Synchronization in chaotic systems. *Physical Review Letters*, **64**(8), (1990), 821. DOI: [10.1103/PhysRevLett.64.821](https://doi.org/10.1103/PhysRevLett.64.821).
- [25] I. AHMAD and B. SRISUCHINWONG: A simple two-transistor 4D chaotic oscillator and its synchronization via active control. In *IEEE 26th International Symposium on Industrial Electronics (ISIE)*, (2017). DOI: [10.1109/ISIE.2017.8001424](https://doi.org/10.1109/ISIE.2017.8001424).
- [26] S. BUMELIENĖ, A. TAMAŠEVIČIUS, G. MYKOLAITIS, A. BAZILIAUSKAS, and E. LINDBERG: Numerical investigation and experimental demonstration of chaos from two-stage Colpitts oscillator in the ultrahigh frequency range. *Nonlinear Dynamics*, **44**(1–4), (2006), 167–172. DOI: [10.1007/s11071-006-1962-0](https://doi.org/10.1007/s11071-006-1962-0).
- [27] F.Q. WU, J. MA, and G.D. REN: Synchronization stability between initial-dependent oscillators with periodical and chaotic oscillation. *Journal of Zhejiang University-Science A*, **19**(12), (2018), 889–903. DOI: [10.1631/jzus.A1800334](https://doi.org/10.1631/jzus.A1800334).

- [28] G.H. LI, S.P. ZHOU, and K. YANG: Controlling chaos in Colpitts oscillator. *Chaos, Solitons & Fractals*, **33**(2), (2007), 582–587. DOI: [10.1016/j.chaos.2006.01.072](https://doi.org/10.1016/j.chaos.2006.01.072).
- [29] J.H. PARK: Adaptive control for modified projective synchronization of a four-dimensional chaotic system with uncertain parameters. *Journal of Computational and Applied Mathematics*, **213**(1), (2008), 288–293. DOI: [10.1016/j.cam.2006.12.003](https://doi.org/10.1016/j.cam.2006.12.003).
- [30] M. REHAN: Synchronization and anti-synchronization of chaotic oscillators under input saturation. *Applied Mathematical Modelling*, **37**(10-11), (2013), 6829–6837. DOI: [10.1016/j.apm.2013.02.023](https://doi.org/10.1016/j.apm.2013.02.023).
- [31] M.C. LIAO, G. CHEN, J.Y. SZE, and C.C. SUNG: Adaptive control for promoting synchronization design of chaotic Colpitts oscillators. *Journal of the Chinese Institute of Engineers*, **31**(4), (2008), 703–707. DOI: [10.1080/02533839.2008.9671423](https://doi.org/10.1080/02533839.2008.9671423).
- [32] S. RASAPPAN and S. VAIDYANATHAN: Hybrid synchronization of n-scroll chaotic Chua circuits using adaptive backstepping control design with recursive feedback. *Malaysian Journal of Mathematical Sciences*, **7**(2), (2013), 219–246.
- [33] W. HAHN: *Stability of Motion*. **138** Berlin: Springer, 1967.
- [34] A. WOLF, J.B. SWIFT, H.L. SWINNEY, and J.A. VASTANO: Determining Lyapunov exponents from a time series. *Physica D: Nonlinear Phenomena*, **16**(3), (1985), 285–317. DOI: [10.1016/0167-2789\(85\)90011-9](https://doi.org/10.1016/0167-2789(85)90011-9).