



## Theoretical efficiency of the pulverising aerator – A case study based on Lake Swarzędzkie

Andrzej Osuch<sup>1)</sup>  , Ewa Osuch<sup>1)</sup> , Piotr Rybacki<sup>2)</sup> , Marcin Herkowiak<sup>3)</sup> , Emilia Osuch<sup>4)</sup>

<sup>1)</sup> Poznań University of Life Sciences, Department of Biosystems Engineering, 50 Wojska Polskiego St., 60-637 Poznań, Poland

<sup>2)</sup> Poznań University of Life Sciences, Department of Agronomy, Poznań, Poland

<sup>3)</sup> Institute of Technology and Life Sciences – National Research Institute, Falenty, Poland

<sup>4)</sup> Vocational School Complex No 6, names Joachim Lelewel in Poznań, Poland

RECEIVED 04.03.2022

ACCEPTED 25.01.2023

AVAILABLE ONLINE 13.06.2023

**Abstract:** Lakes can be restored by the aeration method with the use of wind driven pulverising aerators. The method allows for moderate oxygenation of hypolimnion waters and it may be part of an integrated surface waters restoration system. The paper attempts to use the author's method of maximum wind speeds to assess the volumetric flow of water through the aerator pulverisation mechanism. The study was conducted in 2018 in windy conditions of Lake Swarzędzkie. The introduction to the paper includes the characteristic of the lake and discusses the construction and operation of the wind driven pulverising aerator. Based on the maximum wind speed model, the theoretical capacity of the machine was calculated, which in the conditions of Lake Swarzędzkie was less than 111,500 m<sup>3</sup> per year. Based on maximum wind speeds, the method of assessing the efficiency of the wind driven pulverising aerator is suitable for determining the volumetric flow rate of the pulverisation unit. This can significantly facilitate the planning of water reservoir restoration.

**Keywords:** lake aeration, Lake Swarzędzkie, pulverising aerators, wind energy

### INTRODUCTION

The life of every organism on the Earth depends on the availability of water (Tong *et al.*, 2014; Wang and Ma, 2016). In the past, access to it was unlimited, despite the fact that it is considered an indisputable right of human to use natural resources (Monchamp *et al.*, 2014; Kuyuk *et al.*, 2019; Skoczkowski, Bielecki and Wojtyńska, 2019). In Poland, the use of water resources is regulated by the Water Law (Prawo wodne, 2017). Water use restrictions are imposed to protect water reserves against pollution and depletion (Kowalczyńska-Madura *et al.*, 2018). The amount of water on the Earth is constant and estimated at 1.377·10<sup>6</sup> km<sup>3</sup>. However, the vast majority of it is salt water. Fresh water available to human amounts to less than 1% of all resources (Żurek, 2008; Kowal and Świdzka-Bróż, 2009). The depleting resources of fresh water are not the only significant problem of the modern world. Another important problem that remains unsolved is the deterioration of water quality. The main

causes of water pollution include uncontrolled sewage discharges, fertilisers and plant protection product runoff from agricultural areas (Osuch *et al.*, 2017).

Many lakes in Poland and in the world have reached the poor level of water quality. Cutting off or reducing the inflow of pollutants into reservoirs is not enough to achieve significant improvement in their quality (Chen *et al.*, 2014; Ilnicki, 2014; Osuch *et al.*, 2016; Ajeegah, Abanda and Nkeng, 2017; Ferral *et al.*, 2017; Singh *et al.*, 2018). In many cases, the level of aquatic ecosystems degradation prevents self-purification (Sadecka and Waś, 2008; Gromiec and Gromiec, 2010; Dervaux, Mejean and Brunet, 2015; Xiao *et al.*, 2019). Therefore, it is necessary to implement appropriate restoration and protection methods. These include biological, chemical and mechanical methods. All of them can be implemented in the restored reservoir basin. The main purpose of the methods is to bring the quality of water to the level that allows proper functioning of an aquatic ecosystem. The goal is to improve the quality of water as soon as possible

with the use of environmentally sound methods. The choice of an appropriate method or methods depends on many factors characteristic for a given water area. Each aquatic ecosystem can be characterised by various factors that cause pollution (Dondajewska *et al.*, 2019). Thus, it is necessary to conduct water and bottom sediment quality tests.

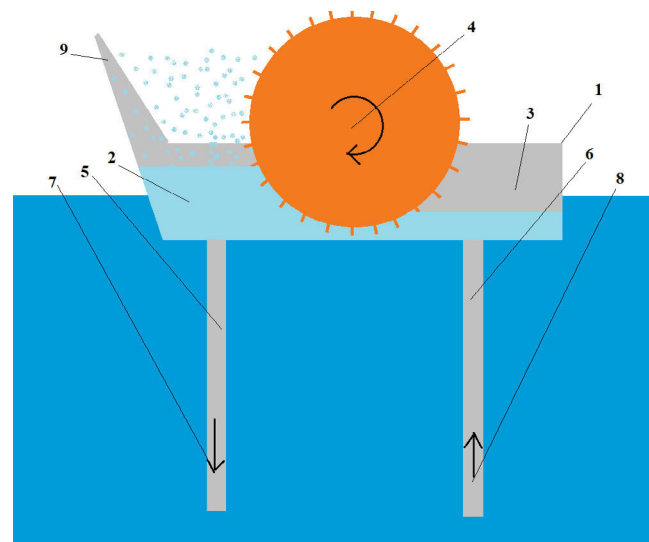
One of the methods of mechanical lake restoration is the moderate oxygenation of hypolimnion waters with the use of wind driven pulverising aerators (Photo 1).



**Photo 1.** Wind driven pulverising aerator located on Lake Swarzędzkie (phot.: A. Osuch)

This technology was developed by Prof. Stanisław Podsiadłowski from the Institute of Agricultural Engineering at the Agricultural University of Poznan (currently the Institute of Biosystems Engineering at the University of Life Sciences in Poznan). The wind driven pulverising aerators are fully mechanical and resistant to pollution deposited in the overlying area. The aerator is divided into two pulverising chambers which operate on the basis of communicating vessels. Each chamber has three spigots with suction and pressure ducts connected to them. The paddle wheel (pulverising one), which is the main working mechanism, is driven by a rotating motor through a bevel gear and a belt transmission system (Podsiadłowski, 2007; Podsiadłowski, 2008; Konieczny, 2013). A major threat to the good condition of surface waters is their insufficient oxygenation. Under anaerobic conditions, the oxidation-reduction potential decreases, and the decomposition of organic matter accumulated at the bottom of the reservoir is accompanied by the release of harmful gases, such as methane, hydrogen sulphide, carbon dioxide or ammonia. The reservoir is internally supplied mainly with phosphorus, which in turn promotes eutrophication of water. Restoration of proper oxygen conditions can be achieved by artificial aeration (Buśko, Gałczyńska and Milke, 2019). The aerator discharging harmful gases from anaerobic decomposition of organic matter and oxygenation of hypolimnion waters is propelled by wind power only, which is considered to be one of the cleanest energy sources available on Earth. The device allows to maintain oxygen conditions in the bottom area in the range of 0–1 mg O<sub>2</sub>·dm<sup>-3</sup>. There are also other technical solutions to aerate bottom waters. These include forcing compressed air to the bottom of a lake. Solutions of this type require much energy,

which significantly reduces their efficiency. Moderate oxygenation of pulverising aerator transfers the place of bottom water oxygenation to the surface, which significantly reduces energy demand. The advantage of moderate oxygenation over the intensive one is that it limits mineralisation of organic matter in bottom sediments and maintains a positive redox potential at the sediment-water interface. This allows phosphorus retention and enables nitrification and denitrification processes, which result in the removal of nitrogen and its discharge to the atmosphere. It also promotes the anammox process and in result ammonium nitrogen is oxidised into N<sub>2</sub> (Sadecka and Waś, 2008). The wind drive can operate at wind speed as low as 2 m·s<sup>-1</sup> (Gałczyńska and Buśko, 2016). Aeration and oxygenation replace harmful gases with oxygen (Osuch *et al.*, 2020a; Osuch *et al.*, 2020b). Then, water can be completely saturated with oxygen. Figure 1 shows the operation of the pulverising aerator mechanism.



**Fig. 1.** Pulverising aerator unit: 1 = pulverising segment, 2 = pumping (pulverising) chamber, 3 = water intake chamber, 4 = paddle (splash) wheel, 5 = pulverising chamber spigot, 6 = water intake chamber spigot, 7 = discharge hose, 8 = inflow hose, 9 = splash plate; source: own elaboration

Lake Swarzędzkie (52°24'49" N, 17°03'54" E) is a flow lake of 93.7 ha. In administrative terms, it is located in the northern part of the city of Swarzędz in the Wielkopolskie Voivodeship. It is located in the Natura 2000 area (Cybina Valley) of the Wrzesińska Plain. The maximum depth of this postglacial reservoir is 7.2 m. Two watercourses, Cybina and Mielcuch, flow into the reservoir. The waters of both tributaries are significantly polluted with biogenic substances (Rosińska *et al.*, 2017). Until 1991, all sewage in the area was discharged directly to the reservoir. This eliminated underwater macrophytes and promoted the development of cyanobacteria. In consequence, recreational use of the lake was prohibited (Kowalczevska-Madura and Goldyn, 2006). In 2011, steps were taken to improve the quality of lake water and reverse eutrophication processes. During the restoration process, three methods were used simultaneously: inactivation of phosphorus in the water column, oxygenation of overlying waters, and biomanipulation. The condition of the reservoir significantly improved in the following

years. Currently, the restoration of Lake Swarzędzkie is limited to pulverisation aeration only, which resulted in a drastic deterioration of ecological conditions of the reservoir.

## MATERIAL AND METHODS

The aim of the paper was to determine the volumetric flow rate in the wind driven pulverising aerator based on its technical parameters and data regarding maximum wind speeds in the period analysed. The efficiency of the pulverisation unit was determined based on the operation of the aerator in 2018. The tests were conducted in windy conditions on Lake Swarzędzkie. Then, according to Equation (1), the theoretical volumetric flow rate of the pulverisation unit was determined per one rotation of the paddle wheel.

$$Q_r = O_c \cdot P_v \quad (1)$$

where:  $Q_r$  = theoretical efficiency of one pulverising wheel rotation ( $m^3$ ),  $O_c$  = pulverisation wheel circumference (m),  $P_v$  = area of the pulverisation wheel blade ( $m^2$ ).

According to Equation (2), the ratio of the wind turbine bevel gear to the aerator pulverisation unit was determined.

$$i_g = \frac{r_{wt}}{r_c} \quad (2)$$

where:  $i_g$  = pulverising aerator bevel gear ratio,  $r_{wt}$  = wind turbine speed ( $rev \cdot min^{-1}$ ),  $r_c$  = pulverisation wheel rotation speed ( $rev \cdot min^{-1}$ ).

In the next stage, a rotational speed model of the aerator pulverisation wheel was determined based on the maximum wind speeds (Eq. 3). The model was determined using a professional portable weather station and research conducted in spring and summer of 2018. With the help of the weather station, maximum wind speeds in 1-minute periods were determined by counting the number of revolutions of the aerator wind turbine. The results allowed to determine the linear regression equation in the form of 2<sup>nd</sup> degree polynomial.

$$v_m = y \quad (3)$$

where:  $v_m$  = rotational speed of the pulverisation wheel ( $rev \cdot min^{-1}$ ),  $y$  = determined linear regression equation.

A professional meteorological station located in the area of Lake Swarzędzkie was used to determine maximum wind speeds for each hour and each day of the month, starting from 1<sup>st</sup> March and ending on 19<sup>th</sup> November. This is the period of effective pulverising aerator operation throughout the year. The station saves wind speed data and the exact time of the measurement. During each hour, several dozen measurements are made to determine the maximum wind speed for each hour. For this purpose, Equation (4) was used.

$$v_{max} = \max(v_{i,j}) \quad (4)$$

where:  $v_{max}$  = maximum wind speed for each hour ( $m \cdot s^{-1}$ ),  $v_{i,j}$  = successive wind speed values per hour.

After substituting the pulverisation wheel rotational speed  $v_m$  with maximum wind speeds for each hour  $v_{max}$  in the linear

regression equation and multiplying the value by 60 (1 hour 60 minutes), according to Equation (5), rotational speeds of the pulverisation wheel were obtained for each hour of the period analysed.

$$v_h = 60v_m \quad (5)$$

where:  $v_h$  = rotational speed of the pulverisation wheel ( $rev \cdot h^{-1}$ ).

Then, using Equation (6), the theoretical efficiency of the aerator was determined for each hour of the pulverisation period.

$$q = v_h Q_r \quad (6)$$

where:  $q$  = theoretical efficiency of the aerator ( $m^3 \cdot h^{-1}$ ).

In the next step of the work, according to the Equation (7), the theoretical efficiency of the pulverisation mechanism was determined for each day of operation in 2018. The results were presented in monthly record sheets.

$$Q_{t_j} = \sum_{q_{ij}}^{24} q \quad (7)$$

where  $Q_{t_j}$  = theoretical volumetric flow rate per one day ( $m^3 \cdot day^{-1}$ ),  $q$  = theoretical volumetric flow rate per one hour of the day,  $i$  = hour (1, 2, 3, ..., 24),  $j$  = day of the month.

The present study also compared theoretical volumetric flow rates of the pulverisation aerator unit for individual months of the year (Eq. 8). The comparison was made by comparing  $Q_t$  values with each other.

$$Q_t = \sum Q_{t_j} \quad (8)$$

where:  $Q_t$  = theoretical volumetric flow rate for one month ( $m^3 \cdot month^{-1}$ ).

Summing up the analyses, the theoretical volumetric flow rate was calculated for the entire pulverisation season, in total for all 9 months of pulverising aerator operation. The calculations were made in accordance with Equation (9).

$$Q = \sum Q_t \quad (9)$$

where:  $Q$  = theoretical volumetric flow rate for the entire year ( $m^3 \cdot y^{-1}$ ).

## RESULTS AND RESEARCH ANALYSIS

The determination of theoretical efficiency of the pulverisation unit during one rotation of the paddle wheel is based on:

- blade width of 0.07 m,
- blade height of 0.07 m,
- pulverisation wheel diameter of 1.8 m.

Substituting the above values into Equation (1), the theoretical efficiency value of one turn of the pulverisation wheel  $Q_r$  in the pulverisation unit is approximately  $0.028 m^3$ .

Using Equation (2), the ratio of the wind turbine bevel gear was determined. According to the measurements, the gear ratio is  $i_g = \frac{1}{1}$ . This means that the number of counted revolutions of the wind turbine during tests is equal to the number of pulverisation wheel revolutions (excluding efficiency of belt transmissions). Therefore, there is no need to count them.

The determination of the rotational speed model for the aerator pulverisation wheel. The test conducted on the lake using the weather station, based on Equation (3), allowed to develop the linear regression equation. The equation together with results obtained are shown in Figure 2.

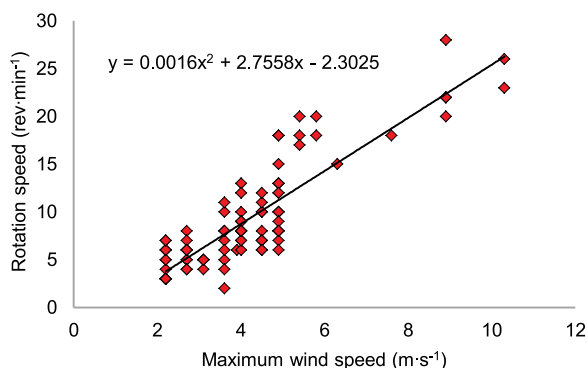


Fig. 2. Rotational speed model for the pulverisation wheel of the aerator in relation to the maximum wind speeds; source: own study

After substituting the massive weather data from the weather station into Equation (4) (tens of thousands of wind speed measurements), maximum wind speeds for each hour of the period were determined. A total of 6600 maximum hourly wind speeds were recorded, respectively in: March – 744, April – 720, May – 744, June – 720, July – 744, August – 744, September – 720, October – 744, and in November – 720.

The values of maximum hourly wind speeds were substituted into the linear regression equation of the model for the rotational speed of the paddle wheel. Then, using the following equations (according to work methodology), the theoretical efficiency of the pulverisation unit was determined for each day of operation in 2018. The results were presented in monthly record sheets (Fig. S1, available at: <https://www.jwld.pl/files/Supplementary-material-Osuch.pdf>).

Obtained results of the theoretical daily efficiency in monthly records, after their substitution into Equation (8) were compared with each other. As shown in Figure 3, the highest theoretical efficiency per month (exceeding 13,600 m<sup>3</sup>) was recorded in July, while the lowest in June (about 11,300 m<sup>3</sup>).

Summarising the research and analysis, the theoretical volumetric flow rate for the entire season of the pulverisation operation was calculated based on Equation (9); in total for all

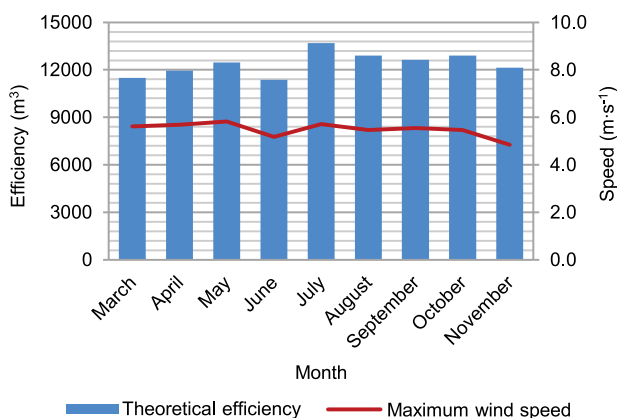


Fig. 3. Theoretical efficiency of the pulverisation unit in 2018; source: own study

9 months of effective operation of the pulverising aerator. The theoretical efficiency of the water flow through the pulverisation unit at Lake Swarzędzkie determined by the maximum wind speeds method in 2018 was over 111,500 m<sup>3</sup>.

## DISCUSSION

Konieczny (2013) carried out an analysis of operating parameters of pulverisation aeration systems. His aim was to determine nomograms for monitoring aerator operation parameters. The main issue was the monthly operating efficiency of the aerator pulverisation mechanism. The author showed that an increase in the wind speed by one unit (m·s<sup>-1</sup>) corresponds on average to an increase in rotational speed of the pulverisation wheel by an average of 3 rev·min<sup>-1</sup>. Konieczny (2017) highlighted differences in the efficiency depending on the wind conditions on the reservoir, which varied from 5,977.8 to 13,418.4 m<sup>3</sup>·month<sup>-1</sup>. However, the value of the volumetric flow rate according to maximum wind speeds in July, determined under this study, was 13,682.8 m<sup>3</sup>·month<sup>-1</sup>, which exceeded the maximum efficiency estimated by Konieczny.

Podsiadłowski *et al.* (2018) analysed the efficiency of the pulverising aerator on Lake Góreckie. The authors showed that the efficiency of the pulverisation aeration depended on the wind speed. At speeds from 4.2 to 5.2 m·s<sup>-1</sup>, the largest increase in the pulverisation efficiency was noted. This dependency may result from the self-sealing of the paddle wheel, due to higher water volumetric flow rates (Konieczny, 2004). On the other hand, wind speeds above 5.2 m·s<sup>-1</sup> reduce the aeration efficiency due to the limitation of the volume flow of water through the suction hoses.

Numerous authors indicate, however, an improvement in oxygen conditions in overlying area of waters subjected to pulverisation aeration using wind driven pulverising aerators (Konieczny, 2002; Daniszewski, 2012; Rosińska *et al.*, 2018]. None of the above mentioned studies were based on maximum wind speeds. For this reason, the method presented in this paper seems to be suitable for determining the efficiency of the pulverisation aeration unit in its operating conditions.

## CONCLUSIONS

1. As the wind speed increases, the power generated by the wind turbine increases, which significantly increases the efficiency of the pulverisation unit of the aerator.
2. The method of assessing the efficiency based on maximum wind speeds is suitable for determining the volumetric flow rate of the pulverisation unit, which can significantly facilitate planned restoration of water reservoirs.
3. The rotor engine with vertical rotation axis used in the aerator is the only drive for the pulverisation unit, which in connection with even low wind speeds in temperate climate conditions allows to achieve the intended biological effect.

## REFERENCES

- Ajeagah, G.A., Abanda, W.V.B. and Nkeng, G.E. (2017) "An application of a water assessment and simulation model in the remediation of the eutrophication capacity of a tropical water

- system: Case study the Lake Obili in Yaounde (Cameroon),” *Journal of Water and Land Development*, 33, pp. 11–22. Available at: <https://doi.org/10.1515/jwld-2017-0014>.
- Buško, M., Gałczyńska, M. and Milke, J. (2019) “Metody napowietrzania zbiorników wodnych – Przegląd stosowanych technik [Methods of aeration of water reservoirs – Review of the techniques used],” in M. Kuczera (ed.) *Analiza zagadnień i wyników: materiały Konferencji Młodych Naukowców nt.: Analiza zagadnienia, analiza wyników – wystąpienie młodego naukowca – Ed. I [Analysis of the issue, analysis of the results – speech by a young scientist – Ed. I]*. Kraków: Creativetime. Available at: [https://www.researchgate.net/publication/333455963\\_METODY\\_NAPOWIETRZANIA\\_ZBIORNIKOW\\_WODNYCH\\_PRZEGLAD\\_STOSOWANYCH\\_TECHNIK](https://www.researchgate.net/publication/333455963_METODY_NAPOWIETRZANIA_ZBIORNIKOW_WODNYCH_PRZEGLAD_STOSOWANYCH_TECHNIK) (Accessed: February 10, 2022).
- Chen, M. *et al.* (2014) “Temperature and cyanobacterial bloom biomass influence phosphorous cycling in eutrophic lake sediments,” *PLoS ONE*, 9(3), e93130. Available at: <https://doi.org/10.1371/journal.pone.0093130>.
- Daniszewski, P. (2012) “Właściwości fizyko-chemiczne wody jeziora Barlineckiego w warunkach napowietrzania za pomocą aeratora pulweryzacyjnego [Physico-chemical properties of the water of Barlineckie Lake in the conditions of aeration with an aerator],” *Kształtowanie środowiska geograficznego i ochrona przyrody na obszarach uprzemysłowionych i zurbanizowanych*, 44, pp. 16–21.
- Dervaux, J., Mejean, A. and Brunet, P. (2015) “Irreversible collective migration of cyanobacteria in eutrophic conditions,” *PLoS ONE*, 10(3), e0120906. Available at: <https://doi.org/10.1371/journal.pone.0120906>.
- Dondajewska, R. *et al.* (2019) “Long-term water quality changes as a result of a sustainable restoration – A case study of dimictic Lake Durowskie,” *Water*, 11(3), 616. Available at: <https://doi.org/10.3390/w11030616>.
- Ferral, A. *et al.* (2017) “Spatio-temporal changes in water quality in an eutrophic lake with artificial aeration,” *Journal of Water and Land Development*, 35 pp. 27–40. Available at: <https://doi.org/10.1515/jwld-2017-0065>.
- Gałczyńska, M. and Buško, M. (2016) “Stan zbiorników wodnych w Polsce oraz potencjalne i stosowane metody ich ochrony i rekultywacji [State of water reservoirs in Poland and potential and used methods of their protection and recultivation],” *Wiadomości Melioracyjne i Łąkarskie*, 3, pp. 129–135.
- Gromiec, M. and Gromiec, T. (2010) “Controlling of eutrophication in aquatic environments,” *Journal of Water and Land Development*, 14, pp. 29–35. Available at: <https://journals.pan.pl/Content/89895/mainfile.pdf> (Accessed: February 10, 2022).
- Ilnicki, P. (2014) “Emissions of nitrogen and phosphorus from agricultural land – selected controversial issues,” *Journal of Water and Land Development*, 23, pp. 31–40. Available at: <https://doi.org/10.1515/jwld-2014-0027>.
- Konieczny, R. (2002) *Wpływ energii jednostkowej aeracji pulweryzacyjnej na nasycenie tlenem wód otwartych [Influence of unit energy of pulverization aeration on oxygen saturation of open waters]*. PhD Thesis. Szczecin: Wydział Kształtowania Środowiska i Rolnictwa Akademii Rolniczej w Szczecinie.
- Konieczny, R. (2004) “Aeracja pulweryzacyjna w warunkach Jeziora Barlineckiego [Conditions pulverising aeration in Lake Barlineckie],” *Woda-Środowisko-Obszary Wiejskie*, 4, 2b(12), pp. 291–301.
- Konieczny, R. (2013) “Wpływ wybranych parametrów technicznych i technologicznych na wydajność aeratora pulweryzacyjnego [The effect of the selected technical and technological parameters on the pulverizing aerator performance],” *Inżynieria w Rolnictwie. Monografie*, 15.
- Konieczny, R. (2016) “Zapotrzebowanie energetyczne wiatrowego aeratora pulweryzacyjnego wody w warunkach Jeziora Rudnickiego Wielkiego [Energy demand of wind-driven pulverising aerator under conditions of Lake Rudnickie Wielkie],” *Prace Naukowe Uniwersytetu Ekonomicznego we Wrocławiu*, 454, pp. 186–195. Available at: <https://doi.org/10.15611/pn.2016.454.15>.
- Konieczny, R. (2017) “Wyznaczenie efektu ekologicznego wiatrowego aeratora pulweryzacyjnego wody w warunkach Jeziora Rudnickiego Wielkiego [Determination of ecological effect of water wind-driven pulverizing aerator under conditions of Rudnickie Wielkie Lake],” *Prace Naukowe Uniwersytetu Ekonomicznego we Wrocławiu*, 470, pp. 52–61. Available at: <https://doi.org/10.15611/pn.2017.470.05>.
- Kowal, A. and Świdzka-Bróz, M. (2009) *Oczyszczanie wody. Podstawy teoretyczne i technologiczne, procesy i urządzenia [Water purification. Theoretical and technological foundations, processes and devices]*. Warszawa: Wydawnictwo Naukowe PWN.
- Kowalczevska-Madura, K. *et al.* (2018) “Internal phosphorus loading from the bottom sediments of a dimictic lake during its sustainable restoration,” *Water Air & Soil Pollution*, 229, 280. Available at: <https://doi.org/10.1007/s11270-018-3937-4>.
- Kowalczevska-Madura, K. and Goldyn, R. (2006) “Anthropogenic changes in water quality in Swarzędzkie Lake (West Poland),” *Limnological Review*, 6, pp. 147–154.
- Kuyuk, A.F. *et al.* (2019) “Designing a large-scale lake cooling system for an ultra-deep mine: A Canadian case study,” *Energies*, 12(5), 811. Available at: <https://doi.org/10.3390/en12050811>.
- Monchamp, M.E. *et al.* (2014) “Nitrogen forms influence microcystin concentration and composition via changes in cyanobacterial community structure,” *PLoS ONE*, 9(1), e85573. Available at: <https://doi.org/10.1371/journal.pone.0085573>.
- Osuch, E. *et al.* (2016) “Assessment of the condition of the Samołęskie Lake waters,” *Journal of Ecological Engineering*, 17(2), pp. 108–112. Available at: <https://doi.org/10.12911/22998993/62297>.
- Osuch, E. *et al.* (2017) “Project of coagulant dispenser in pulverization aerator with wind drive,” *Journal of Ecological Engineering*, 18(5), pp. 192–198. DOI: <https://doi.org/10.12911/22998993/76215>.
- Osuch, E. *et al.* (2020a) “Use of wind energy in the process of Lake Restoration,” in M. Wróbel, M. Jewiarz, A. Szłęk (eds.) *Renewable energy sources: Engineering, technology, innovation. Springer Proceedings in Energy*. Cham: Springer, pp. 551–559. Available at: [https://doi.org/10.1007/978-3-030-13888-2\\_54](https://doi.org/10.1007/978-3-030-13888-2_54).
- Osuch, E. *et al.* (2020b) “Analysis of the theoretical performance of the wind-driven pulverizing aerator in the conditions of Góreckie Lake – Maximum wind speed method,” *Energies*, 13(502). Available at: <https://doi.org/10.3390/en14102796>.
- Podsiadłowski, S. (2007) “Wstępne badania aeratora pulweryzacyjnego wyposażonego w system inaktywacji fosforu [Preliminary study of a pulverizing aerator equipped with a phosphorus inactivation system],” *Zeszyty Problemowe Postępów Nauk Rolniczych*, 528, pp. 439–447.
- Podsiadłowski, S. (2008) “Method of precise phosphorus in activation in lake waters,” *Limnological Review*, 8(1), pp. 51–56.
- Podsiadłowski, S. *et al.* (2018) „Pulverizing aerator in the process of lake restoration,” *Ecological Engineering*, 121, pp. 99–103. Available at: <https://doi.org/10.1016/j.ecoleng.2017.06.032>.
- Prawo wodne (2017) *Ustawa z dnia 20 lipca 2017 r. Prawo wodne [Act of 20 July 2017. Water law]*. Dz.U. 2021 poz. 2233 with amendments.

- Rosińska, J. *et al.* (2017) "Cyanobacteria blooms before and during the restoration process of a shallow urban lake," *Journal of Environmental Management*, 198, pp. 340–347. Available at: <http://dx.doi.org/10.1016/j.jenvman.2017.04.091>.
- Rosińska, J. *et al.* (2018) "Water quality response to sustainable restoration measures – Case study of urban Swarzędzkie Lake," *Ecological Indicators*, 84, pp. 437–449. Available at: <https://doi.org/10.1016/j.ecolind.2017.09.009>.
- Sadecka, Z. and Waś, J. (2008) "Nieinwazyjne metody poprawy jakości zbiorników wodnych – perspektywa [Non-invasive methods of improving the quality of water reservoirs – perspective]," in Z. Sadecka, S. Myszograj (eds.) *Oczyszczanie ścieków i przeróbka osadów ściekowych [Sewage treatment and treatment of sewage sludge]*. Zielona Góra: Oficyna Wydawnicza Uniwersytetu Zielonogórskiego, pp. 247–259.
- Singh, R. *et al.* (2018) "Skill (or lack thereof) of data-model fusion techniques to provide an early warning signal for an approaching tipping point," *PLoS ONE*, 13(2), e0191768. Available at: <https://doi.org/10.1371/journal.pone.0191768>.
- Skoczkowski, T., Bielecki, S. and Wojtyńska, J. (2019) "Long-term projection of renewable energy technology diffusion," *Energies*, 12(22), 4261. Available at: <https://doi.org/10.3390/en12224261>.
- Tong, L. *et al.* (2014) "Wetland changes and their responses to climate change in the "Three-River Headwaters" Region of China since the 1990s," *Energies*, 7(4), pp. 2515–2534. Available at: <https://doi.org/10.3390/en7042515>.
- Wang, H. and Ma, M. (2016) "Impacts of climate change and anthropogenic activities on the ecological restoration of wetlands in the arid regions of China," *Energies*, 9(3), 166 Available at: <https://doi.org/10.3390/en9030166>.
- Xiao, T. *et al.* (2019) "Nutrient enhancement of allelopathic effects of exotic invasive on native plant species," *PLoS ONE*, 14(1), e0206165. Available at: <https://doi.org/10.1371/journal.pone.0206165>.
- Żurek, G. (2008) "Zasoby wodne Polski – obecne i przyszłe wyzwania dla praktyki rolniczej [Water resources of Poland – current and future challenges for agricultural practice]," *Problemy Inżynierii Rolniczej*, 16(2), pp. 33–40.